

COMMUNITY SURVEY REPORT

WINTER 2020



HOUSING AND NEIGHBORHOOD DEVELOPMENT

PROJECT BACKGROUND


Salt Lake City Housing and Neighborhood Development (HAND) is committed to inclusiveness and developing programs that help provide equity across our City. Programs include building neighborhood resiliency and empowering those that call Salt Lake City home. The programs use funding from multiple sources to meet these goals including:


- Department of Housing and Urban Development (HUD)
- Funding our Future sales tax dollars
- City general funds

To best determine how the City should spend this funding to meet those goals, HAND annually conducts in person community outreach efforts annually to hear from City residents. The main objective is to hear from those who live in the City, where HAND's programs and grant funding will have the most effect.

This year due to COVID-19 precautions, HAND conducted a digital survey to collect feedback from the community. HAND tracked metrics, demographics, and zip codes of interactions and survey responses to ensure its target audience participates. This was done by posting on the Salt Lake City social media accounts, on the City's website, and paper surveys were taken to many homeless resource provider locations in Salt Lake City. HAND deployed the survey for eight weeks.

HAND will provide the following results to the advisory board (CDCIP), Mayor Mendenhall, and the City Council to help with recommendations for the budgetary year 2021-2022 Federal funding.





SURVEY SUMMARY

The online survey was shared electronically to Salt Lake City Community Councils, over 100 non-profits, and community partners. HAND offered the survey in English and Spanish

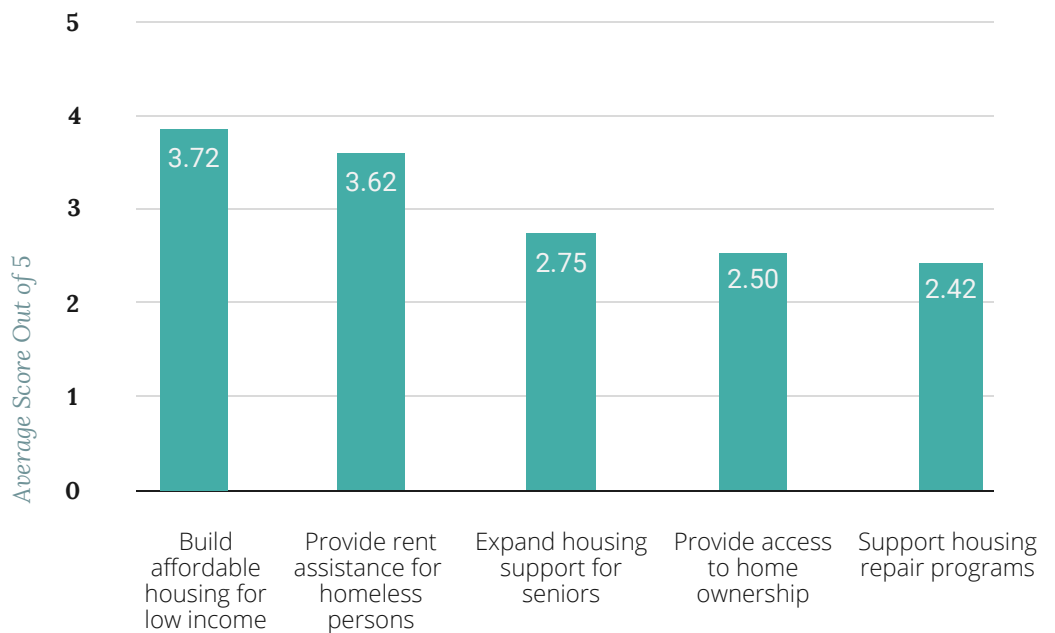
Additionally, HAND dropped off paper surveys to multiple non-profit organizations to collect feedback from vulnerable populations who do not access digital resources.

During this challenging and evolving time, requesting feedback during COVID-19 helped capture a snapshot of the most critical services. Food insecurity, low-income family assistance, and all homelessness services all ranked highly. Early childhood education was a priority. Concerns about adequate employment are very pertinent right now. Housing affordability continues to be the top crisis.

SURVEY RESULTS

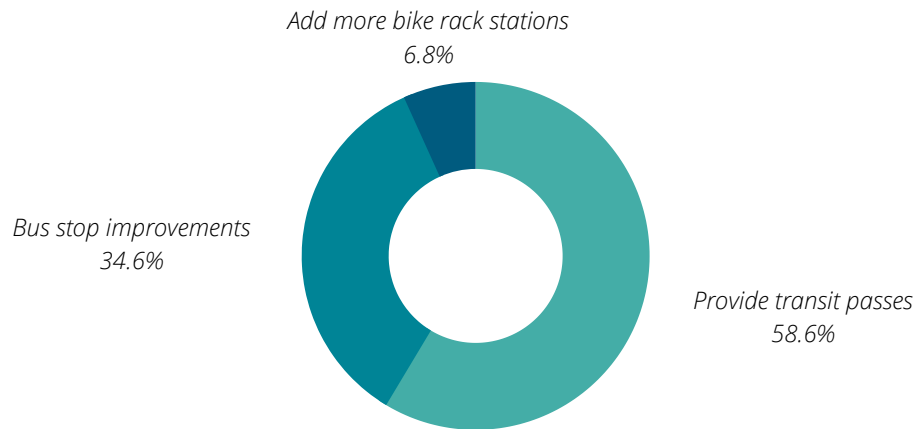
WHICH OF THE FOLLOWING SERVICES IN HOUSING SHOULD BE SALT LAKE CITY'S TOP PRIORITY?

Three hundred and thirty-four individuals or 39% ranked build new affordable housing as the number one priority.



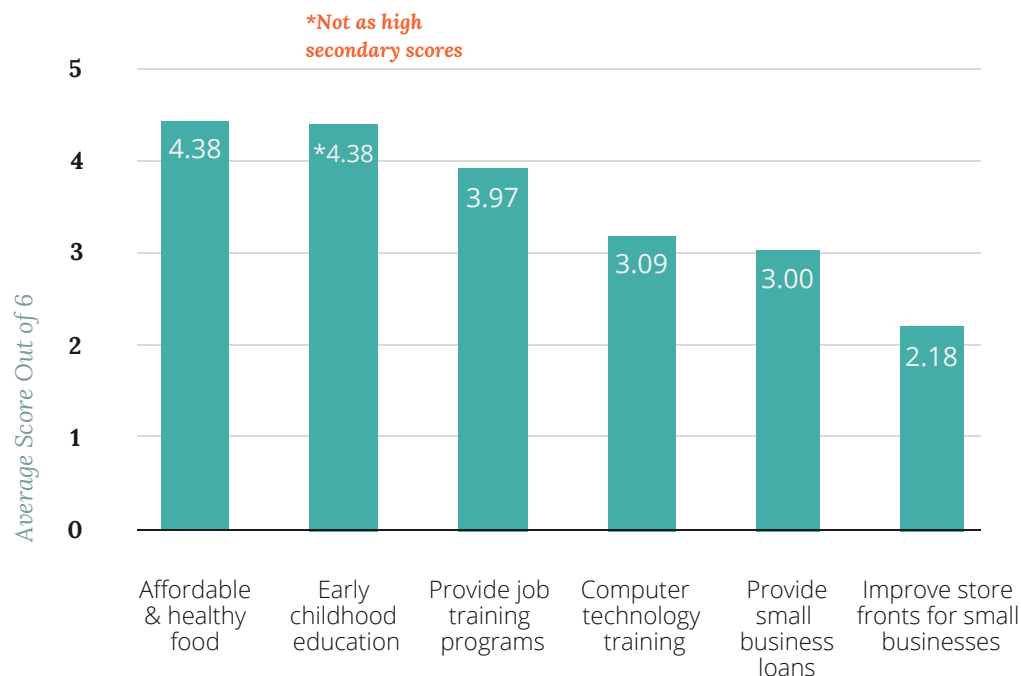
WHICH OF THE FOLLOWING SERVICES IN TRANSPORTATION SHOULD BE SALT LAKE CITY'S TOP PRIORITY?


Five hundred and seventeen individuals ranked providing transit passes as the number one priority.



WHICH OF THE FOLLOWING SERVICES IN BUILDING COMMUNITY STRENGTH SHOULD BE SALT LAKE CITY'S TOP PRIORITY?

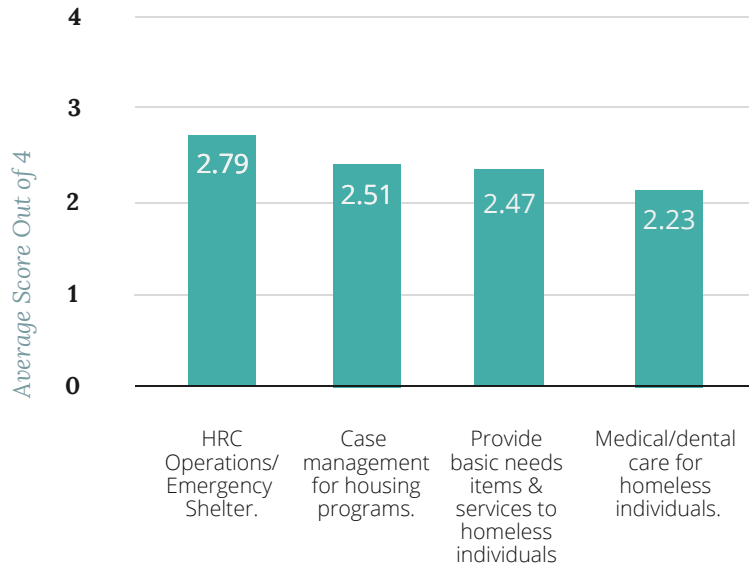
Affordable and healthy food was ranked the number one priority.





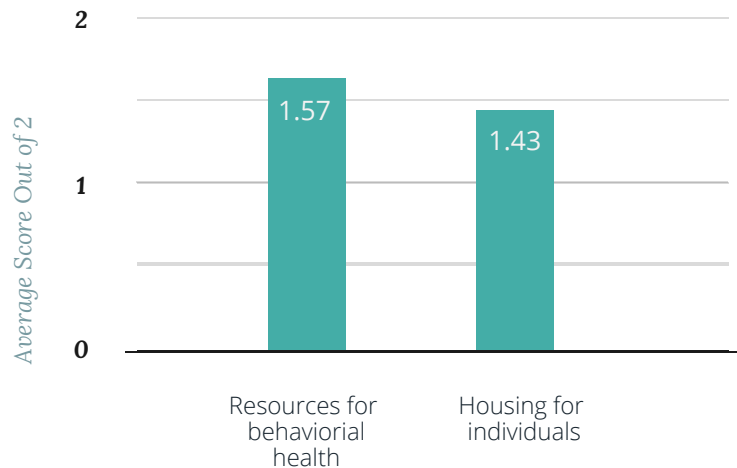
WHICH OF THE FOLLOWING SERVICES IN HOMELESS SERVICES SHOULD BE SALT LAKE CITY'S TOP PRIORITY?

Homeless Resource Center operations/shelter was ranked as the number one priority in homeless services. Receiving 33% of the total votes.

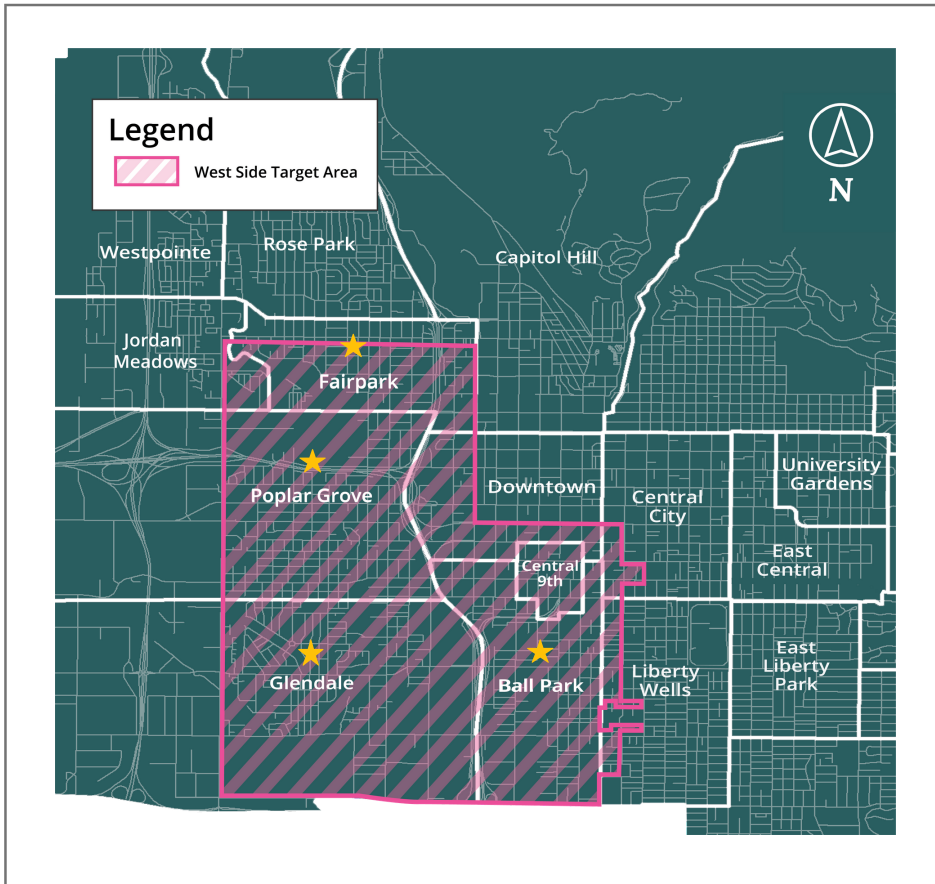


BEHAVIORAL HEALTH (SUBSTANCE ABUSE AND MENTAL HEALTH).

Fifty-six percent of responses ranked resources for behavioral health as number one priority.



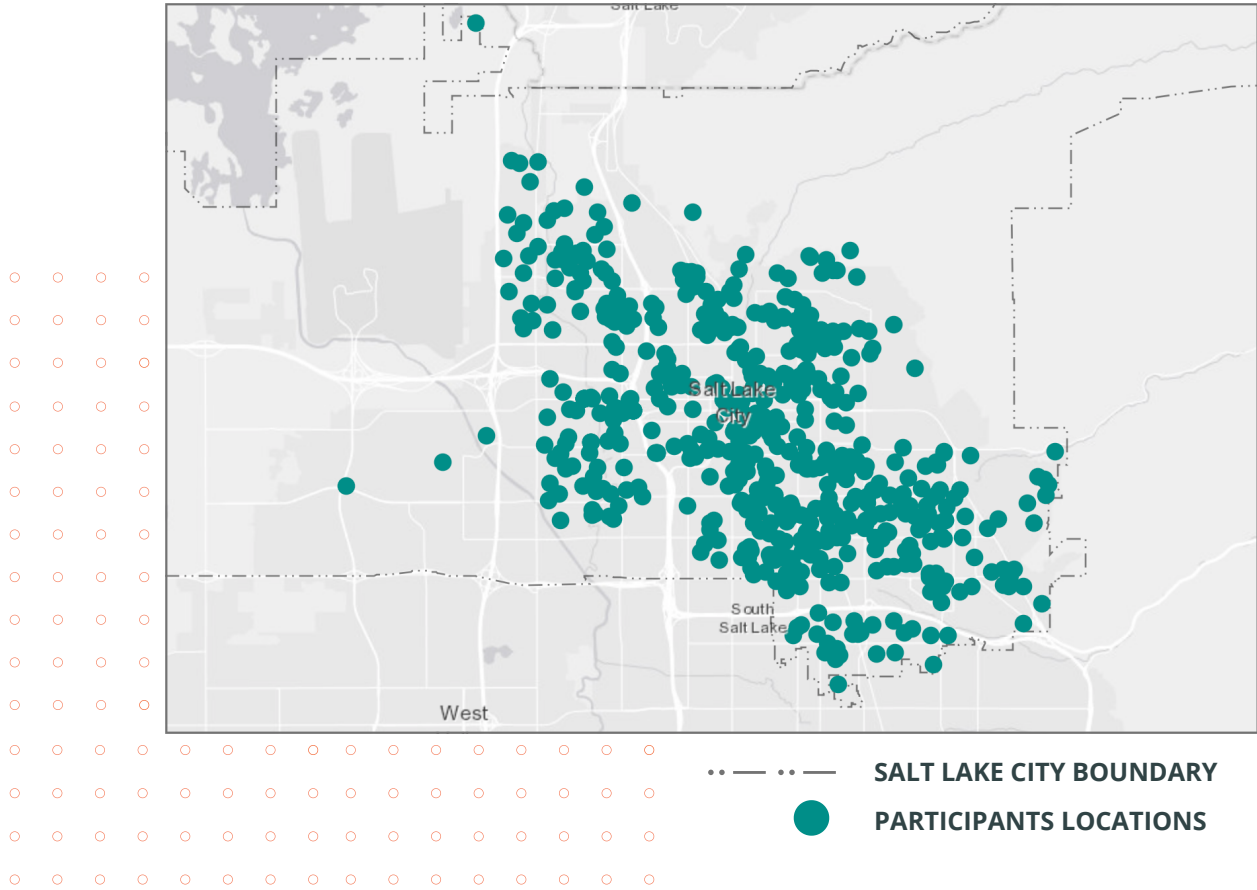
TOP WESTSIDE NEIGHBORHOODS TO RECIEVE ASSISTANCE



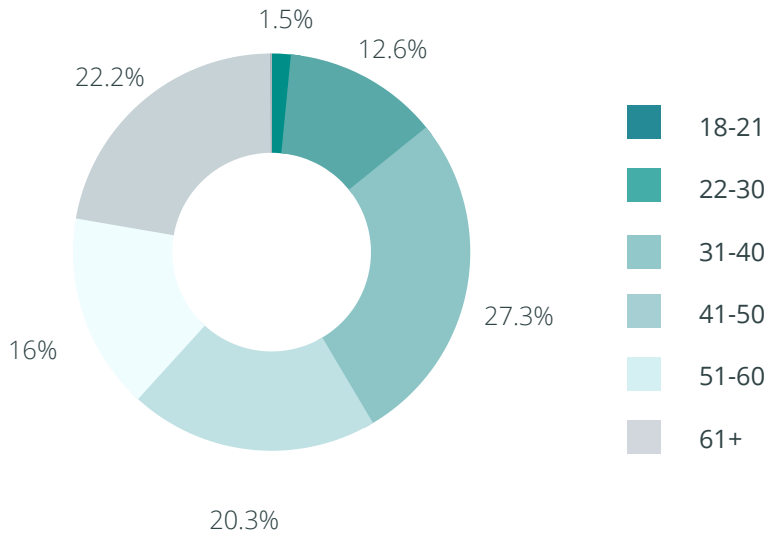
| | <i>Total votes</i> |
|-----------------------|--------------------|
| 1 Ball Park | 482 |
| 2 Fair Park | 434 |
| 3 Glendale | 409 |
| 4 Poplar Grove | 392 |

DEMOGRAPHIC RESULTS

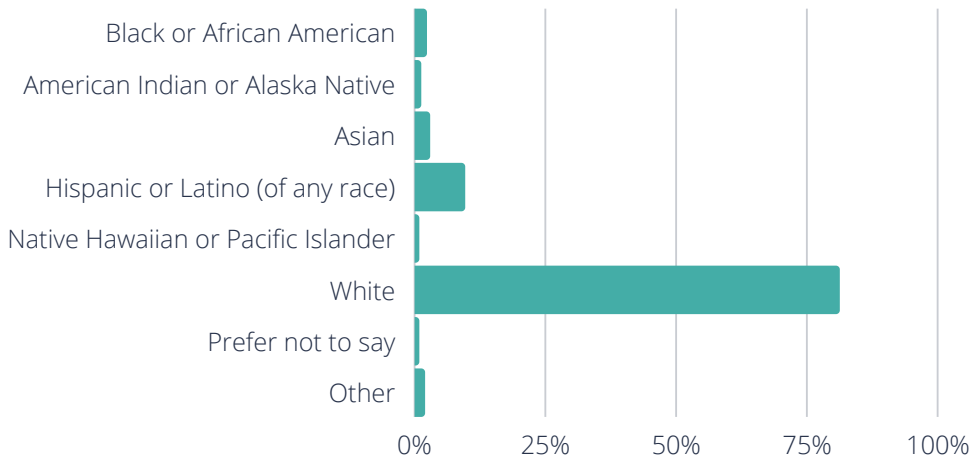
The map shows dots for locations where responses were recorded.




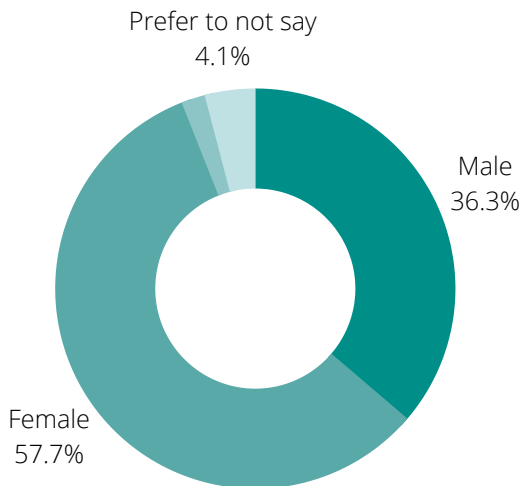
Participants Age Groups




Participants Ethnicity

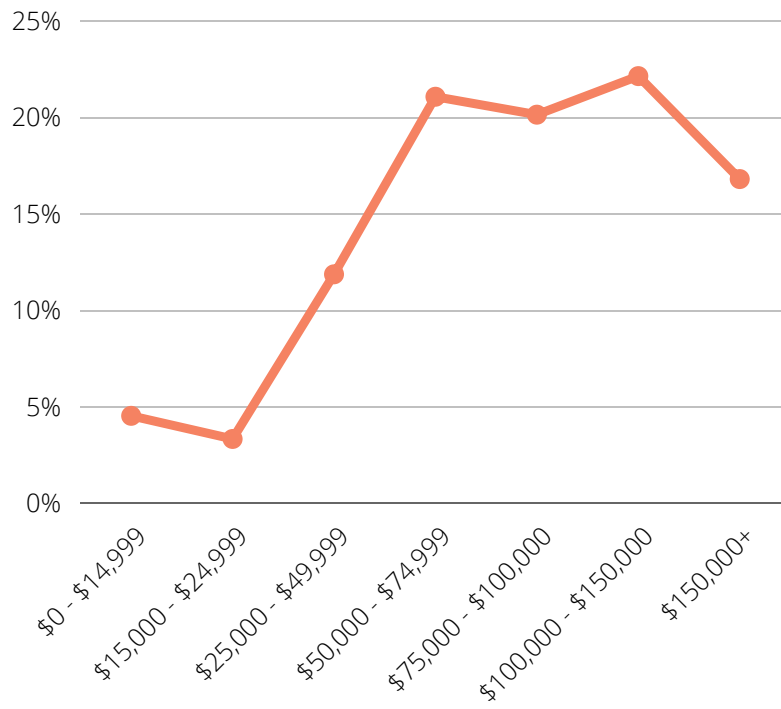


Participants Gender





Participants Income Level



Participants Living Status

