

# SALT LAKE CITY POLICE - PUBLIC SAFETY PLAN DASHBOARD

April 28, 2025

## CITYWIDE CRIME YEAR-TO-DATE

January 1 - April 27, 2025

	Year-To-Date Change	% Change
Violent	20.0 ▲	4.7%
Property	-248 ▼	-7.4%
<b>GRAND TOTAL</b>	<b>-228 ▼</b>	<b>-6.0%</b>

04/28/25

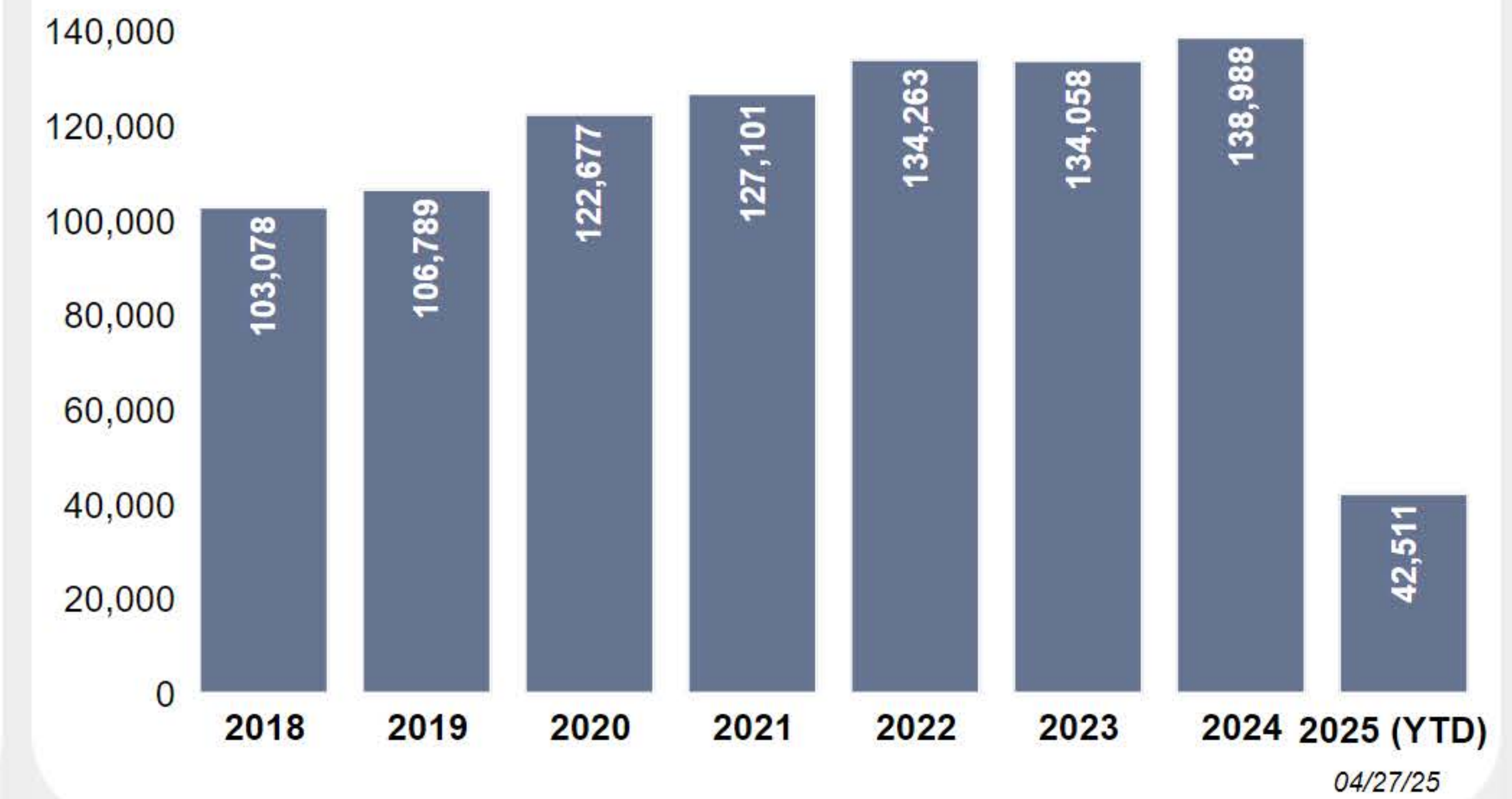
## THREE-YEAR COMPARISON

January 1 - April 27, 2025

	Change Over 3-Yr Avg	% Change
Violent	-18.0 ▼	-3.9%
Property	-664 ▼	-17.6%
<b>GRAND TOTAL</b>	<b>-681 ▼</b>	<b>-16.1%</b>

04/28/25

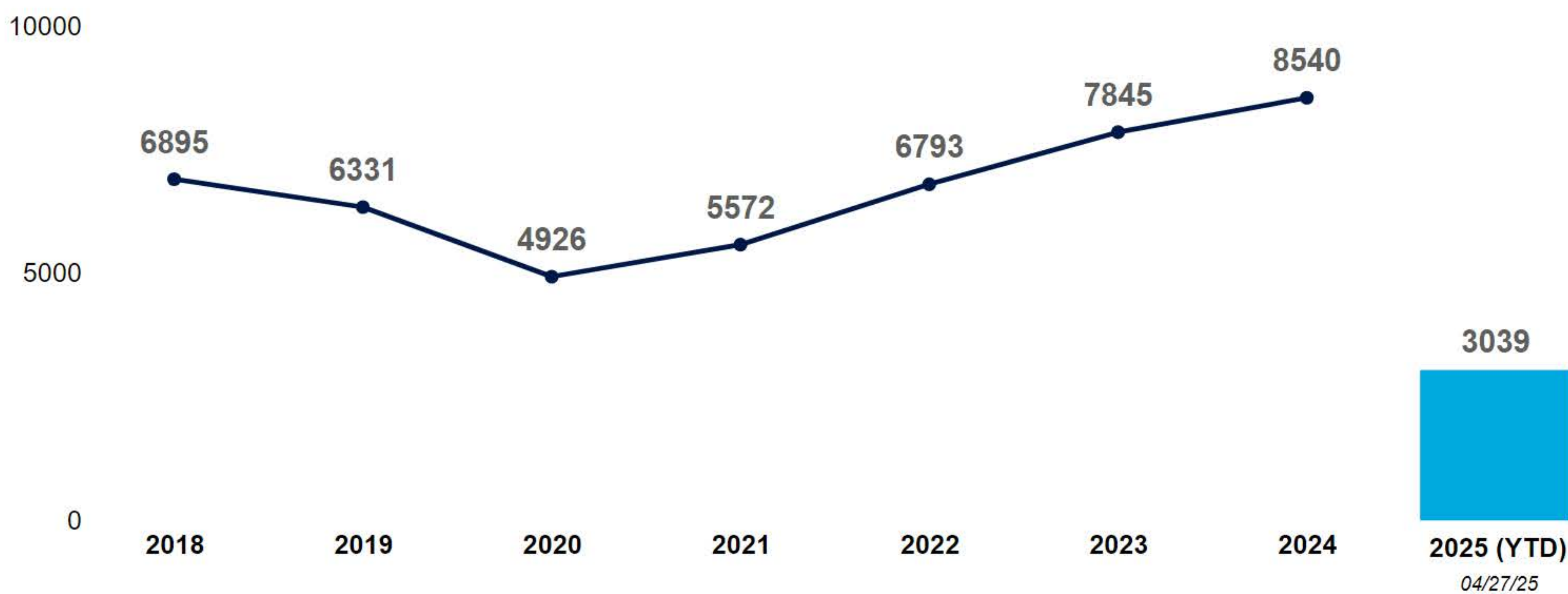
## TOTAL CALLS FOR SERVICE



04/27/25

## JAIL BOOKINGS

(This data can be delayed by 3-5 business days)



04/27/25

## REPEAT OFFENDERS - TOP 5

YTD Rank	Current Approx. Age	Sex	Jail Bookings	Misd. Citations	Total
1	57	M	7	8	15
2 (tie)	36	M	7	7	14
2 (tie)	41	M	5	9	14
2 (tie)	52	M	11	3	14
3	51	F	10	3	13

04/27/25

## OFFICER PROACTIVITY

**23,808**  
▲ 16.6%  
up from last year

04/27/25

## BALLPARK FOCUS AREA

**Calls for Service:**

499

**Jail Bookings:**

79

**Misdemeanor Citations:**

56

04/27/25

## MAIN STREET (DOWNTOWN) FOCUS AREA

**Calls for Service:**

722

**Jail Bookings:**

66

**Misdemeanor Citations:**

17

04/27/25

## N TEMPLE/JORDAN RIVER TRAIL FOCUS AREA

**Calls for Service:**

5675

**Jail Bookings:**

668

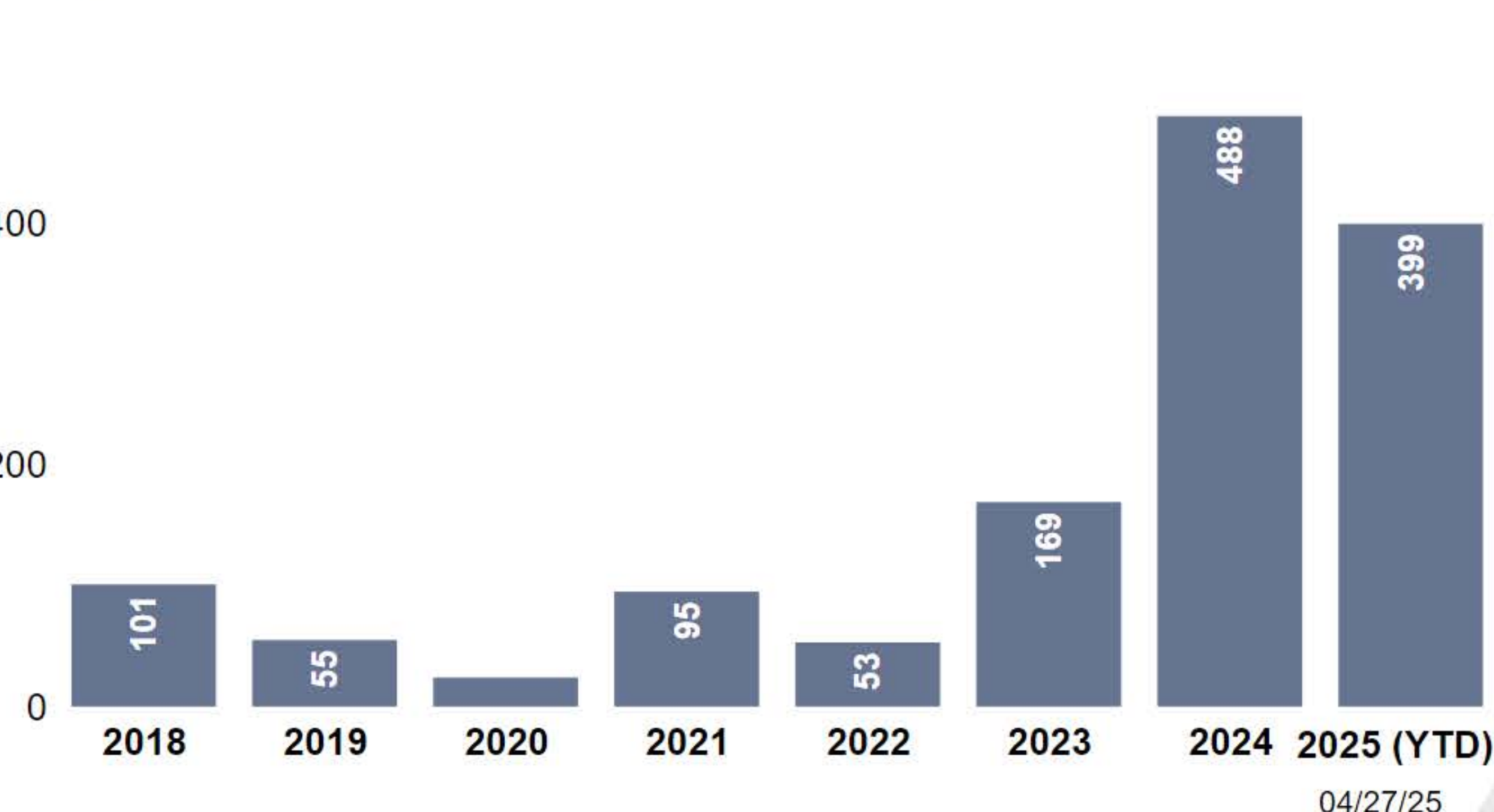
**Misdemeanor Citations:**

333

04/27/25

## NO CAMPING CITATIONS

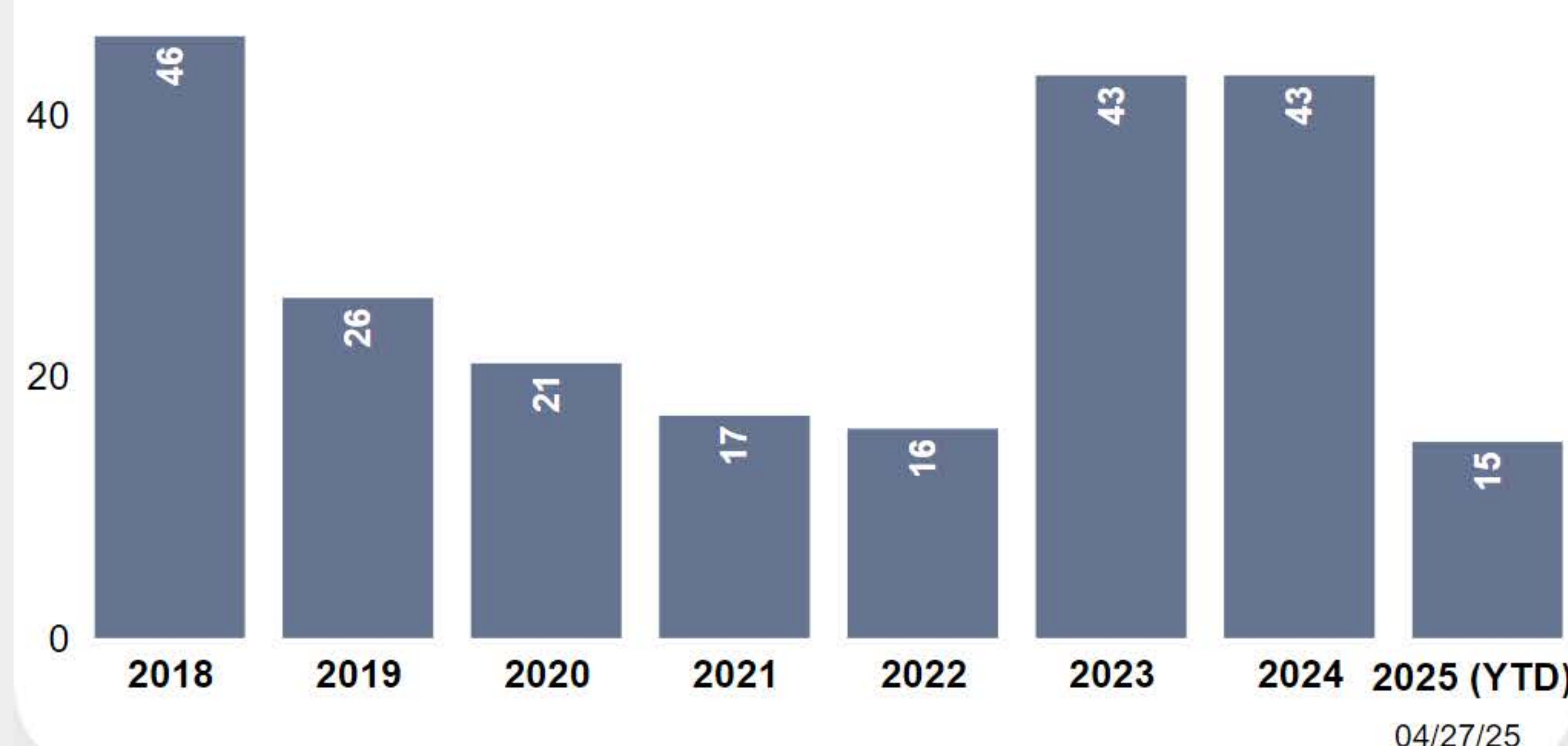
Citywide:



04/27/25

## PEDESTRIAN PROHIBITED ACTIVITIES ON ROADWAY

Citywide:



04/27/25

## DOWNTOWN SAFETY INITIATIVE UPDATE

**Calls for Service:**

7475

**Jail Bookings:**

882

**Misdemeanor Citations:**

776

04/28/25