

SALT LAKE CITY POLICE - PUBLIC SAFETY PLAN DASHBOARD

June 30, 2025

CITYWIDE CRIME YEAR-TO-DATE

January 1 - June 29, 2025

	Year-To-Date Change	% Change
Violent	65.0 ▲	9.1%
Property	-200 ▼	-3.8%
GRAND TOTAL	-135 ▼	-2.2%

06/30/25

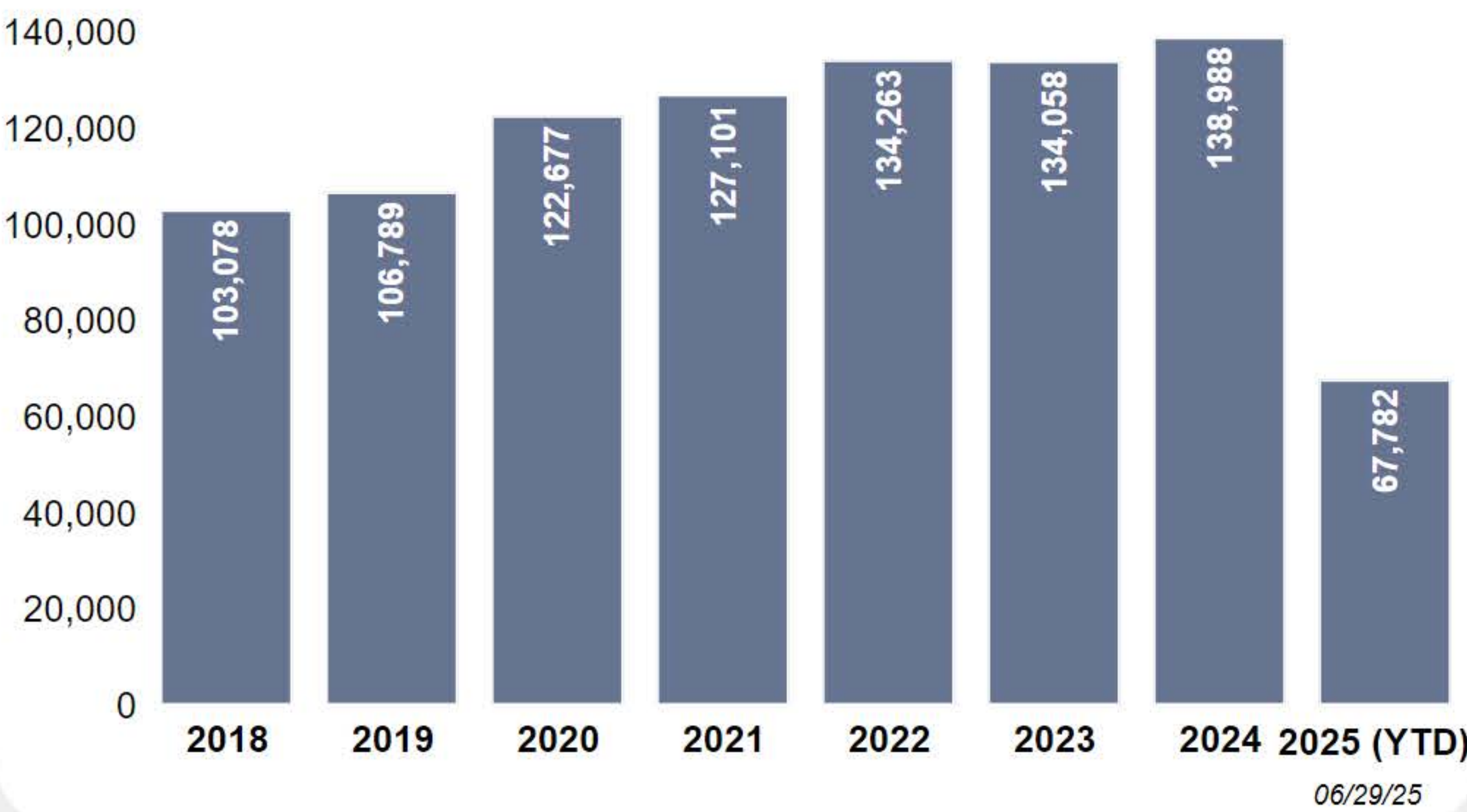
THREE-YEAR COMPARISON

January 1 - June 29, 2025

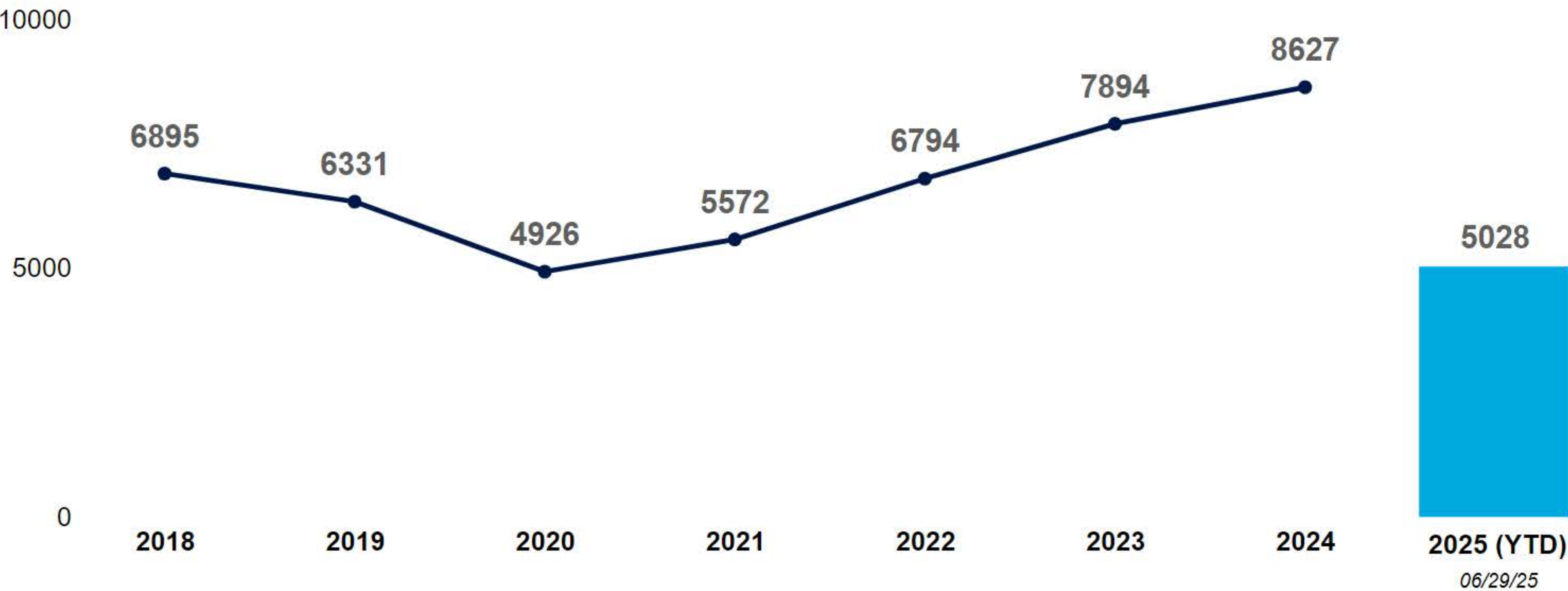
	Change Over 3-Yr Avg	% Change
Violent	0.0	0.0%
Property	-848 ▼	-14.3%
GRAND TOTAL	-848 ▼	-12.6%

06/30/25

TOTAL CALLS FOR SERVICE



JAIL BOOKINGS (This data can be delayed by 3-5 business days)



06/29/25

REPEAT OFFENDERS - TOP 5

YTD Rank	Current Approx. Age	Sex	Jail Bookings	Misd. Citations	Total
1	57	M	9	9	18
2 (tie)	37	M	9	8	17
2 (tie)	41	M	7	10	17
2 (tie)	56	F	13	4	17
3 (tie)	52	M	13	3	16

06/29/25

OFFICER PROACTIVITY

36,815
▲ 11.4%
up from last year

06/29/25

BALLPARK FOCUS AREA

Calls for Service:
824

Jail Bookings:
122

Misdemeanor Citations:
109

06/29/25

MAIN STREET (DOWNTOWN) FOCUS AREA

Calls for Service:
1309

Jail Bookings:
131

Misdemeanor Citations:
48

06/29/25

N TEMPLE/JORDAN RIVER TRAIL FOCUS AREA

Calls for Service:
8990

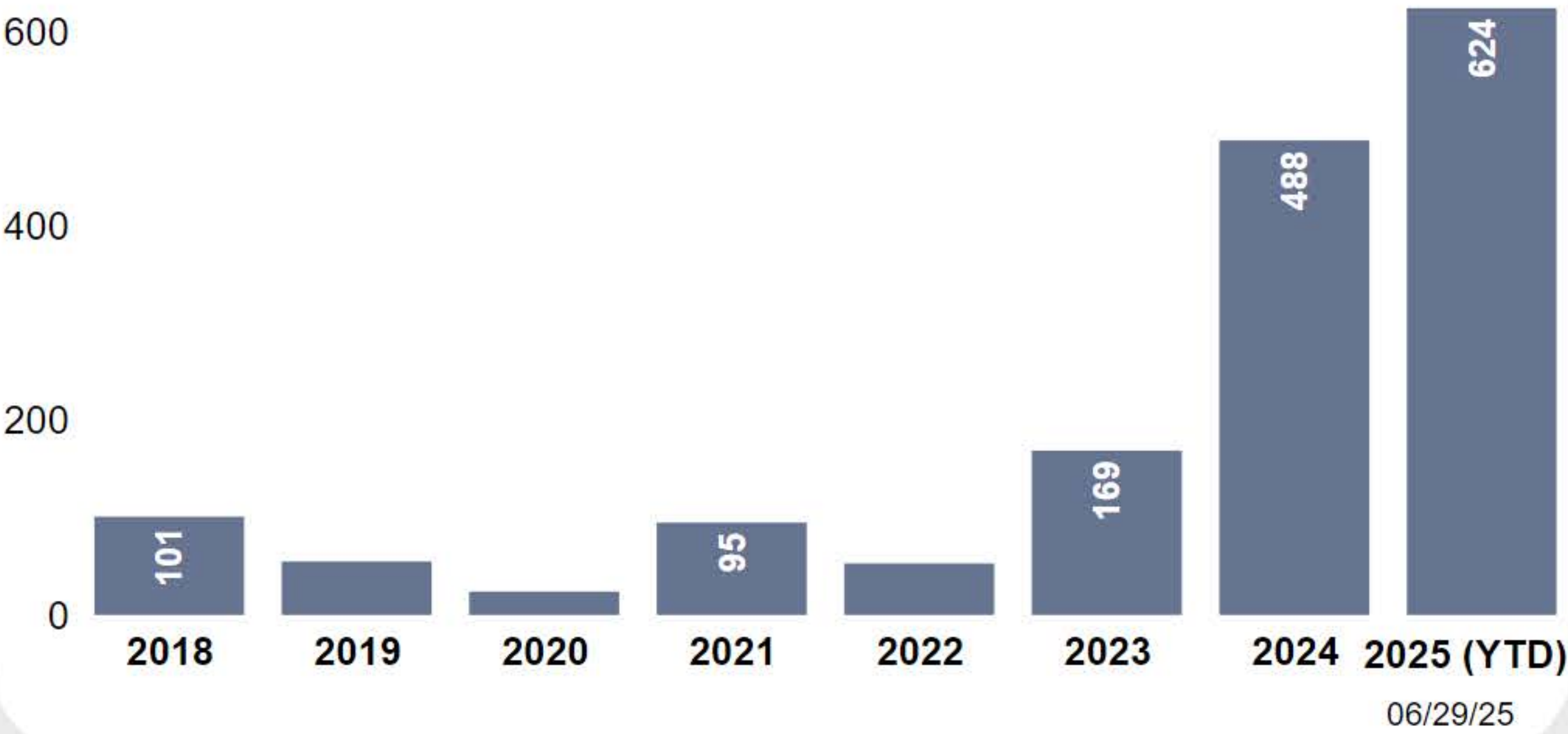
Jail Bookings:
1057

Misdemeanor Citations:
623

06/29/25

NO CAMPING CITATIONS

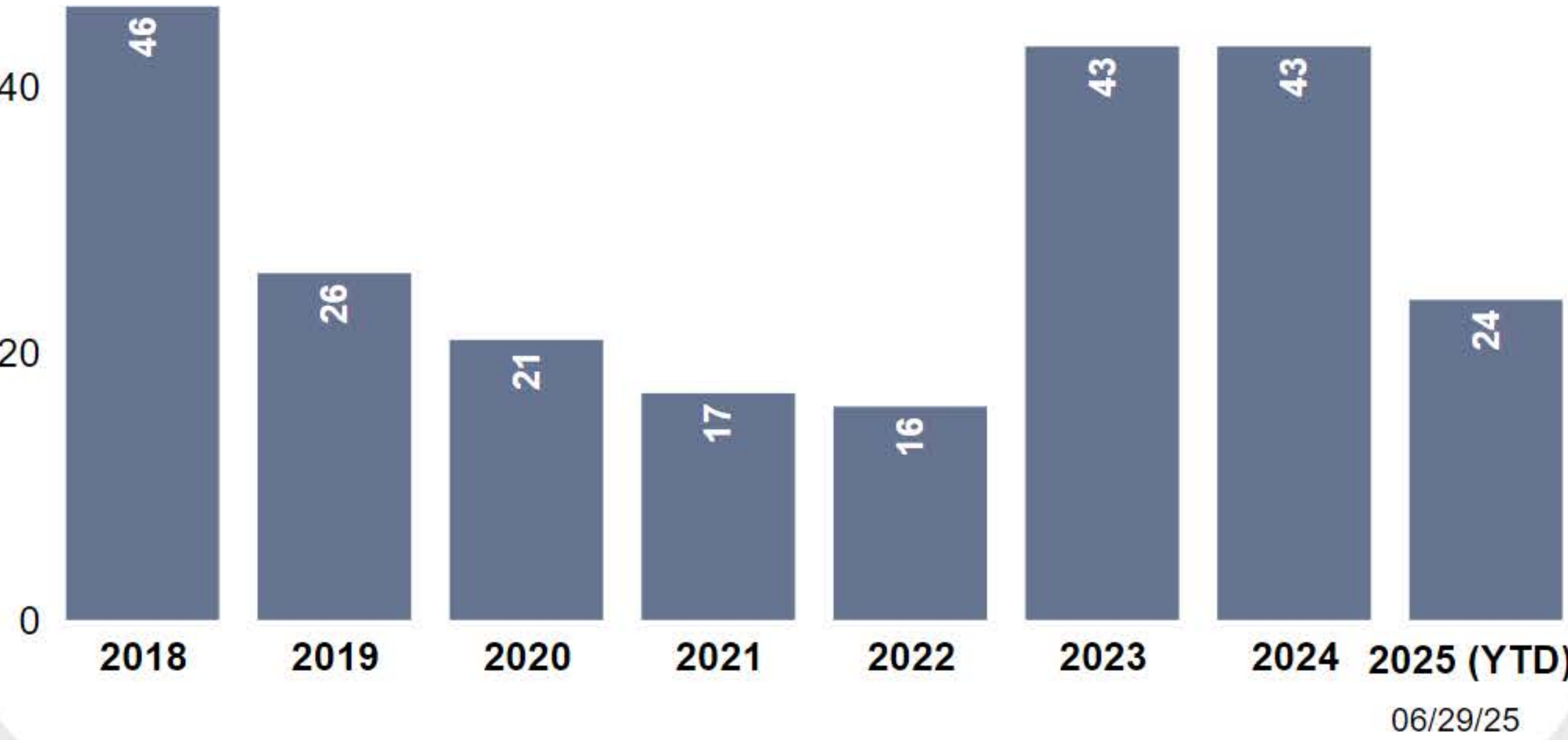
Citywide:



06/29/25

PEDESTRIAN PROHIBITED ACTIVITIES ON ROADWAY

Citywide:



06/29/25

DOWNTOWN SAFETY INITIATIVE UPDATE

Calls for Service:
12K

Jail Bookings:
1443

Misdemeanor Citations:
1240

06/30/25