

SALT LAKE CITY POLICE - PUBLIC SAFETY PLAN DASHBOARD

February 10, 2026

CITYWIDE CRIME YEAR-TO-DATE

January 1 - February 9, 2026

	Year-To-Date Change	% Change
Violent	-14.0 ▼	-9.2%
Property	-245 ▼	-22.1%
GRAND TOTAL	-259 ▼	-20.6%

02/10/26

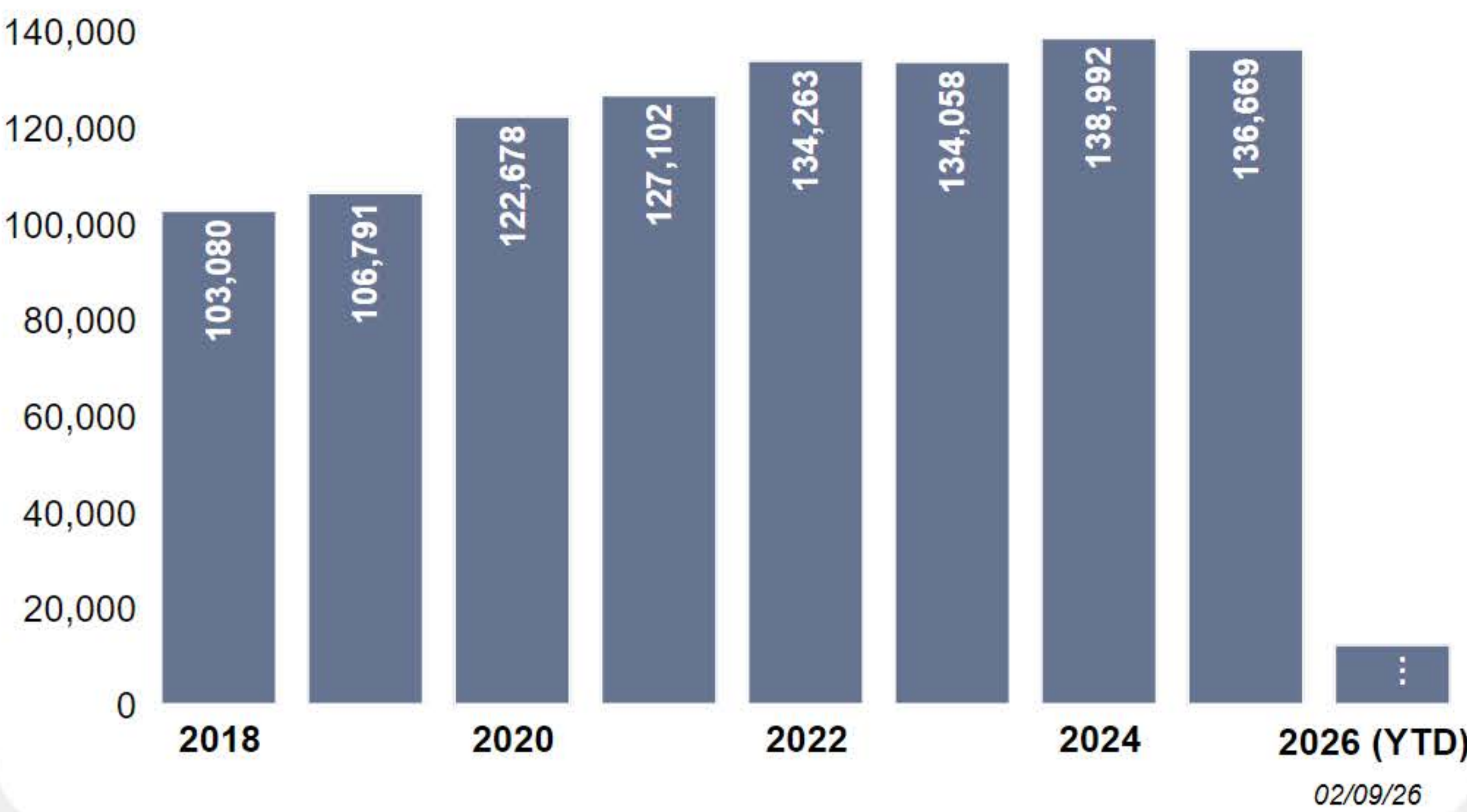
THREE-YEAR COMPARISON

January 1 - February 9, 2026

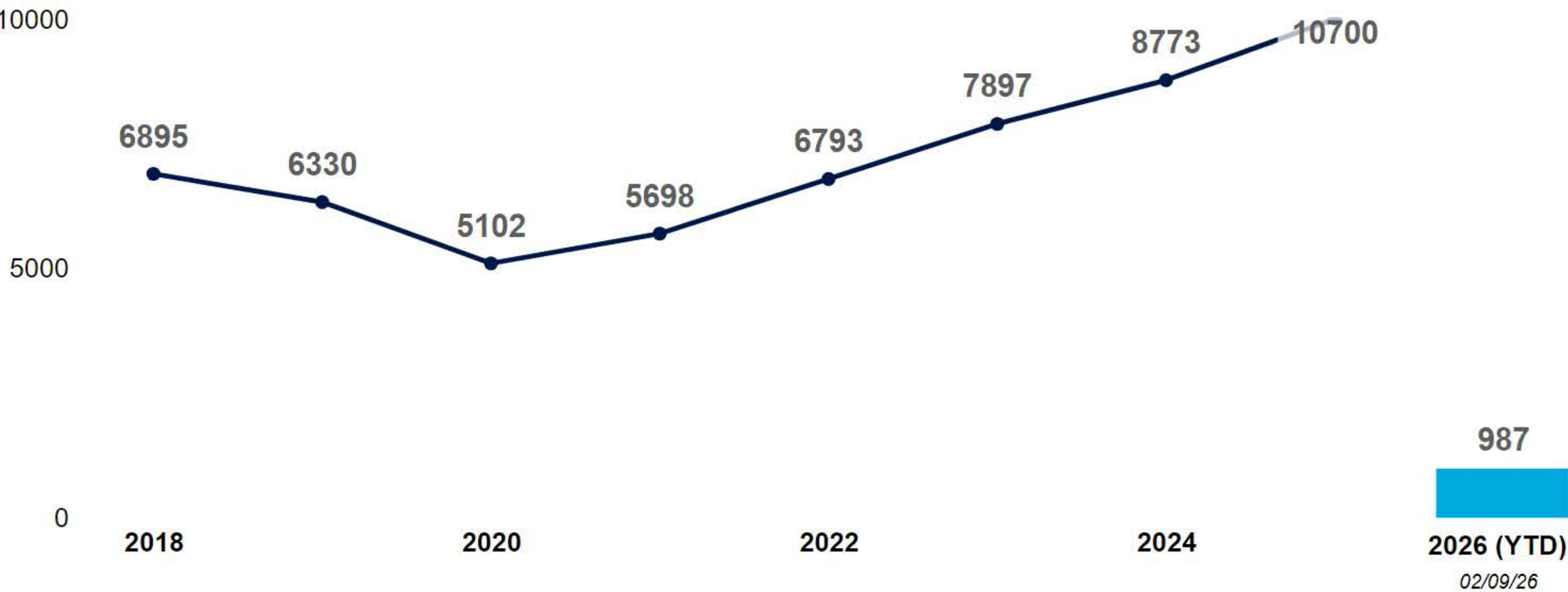
	Change Over 3-Yr Avg	% Change
Violent	-1.0 ▼	-0.7%
Property	-320 ▼	-27.1%
GRAND TOTAL	-321 ▼	-24.3%

02/10/26

TOTAL CALLS FOR SERVICE



JAIL BOOKINGS (This data can be delayed by 3-5 business days)



02/09/26

REPEAT OFFENDERS - TOP 5

YTD Rank	Current Approx. Age	Sex	Jail Bookings	Misd. Citations	Total
1	30	F	1	12	13
2	32	F		10	10
3 (tie)	26	F	3	5	8
3 (tie)	35	F	3	5	8
3 (tie)	39	F	2	6	8

02/09/26

OFFICER PROACTIVITY

10,464
▲ 26.6%
up from last year

02/09/26

BALLPARK FOCUS AREA

Calls for Service:
148

Jail Bookings:
32

Misdemeanor Citations:
15

02/09/26

MAIN STREET (DOWNTOWN) FOCUS AREA

Calls for Service:
241

Jail Bookings:
23

Misdemeanor Citations:
43

02/09/26

N TEMPLE/JORDAN RIVER TRAIL FOCUS AREA

Calls for Service:
1,306

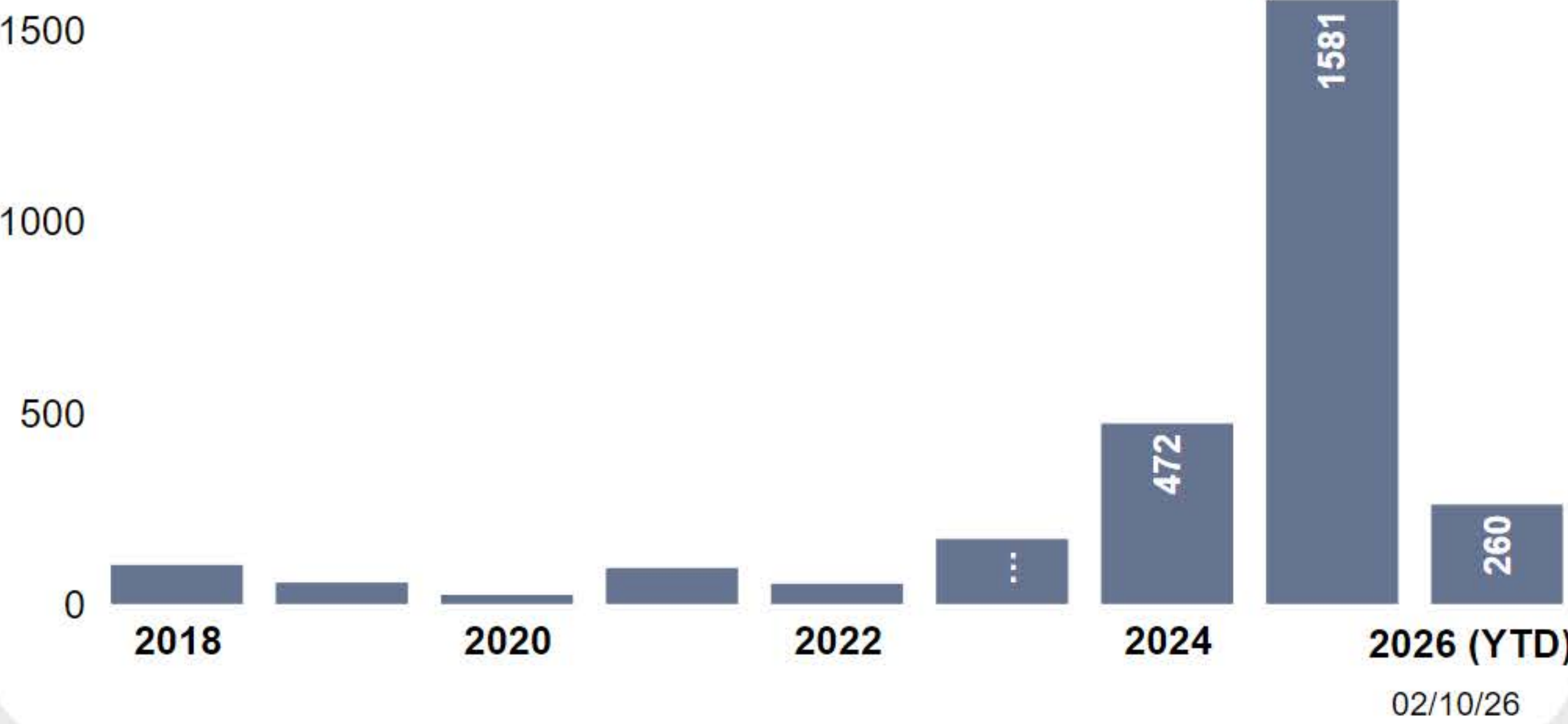
Jail Bookings:
174

Misdemeanor Citations:
159

02/09/26

NO CAMPING CITATIONS

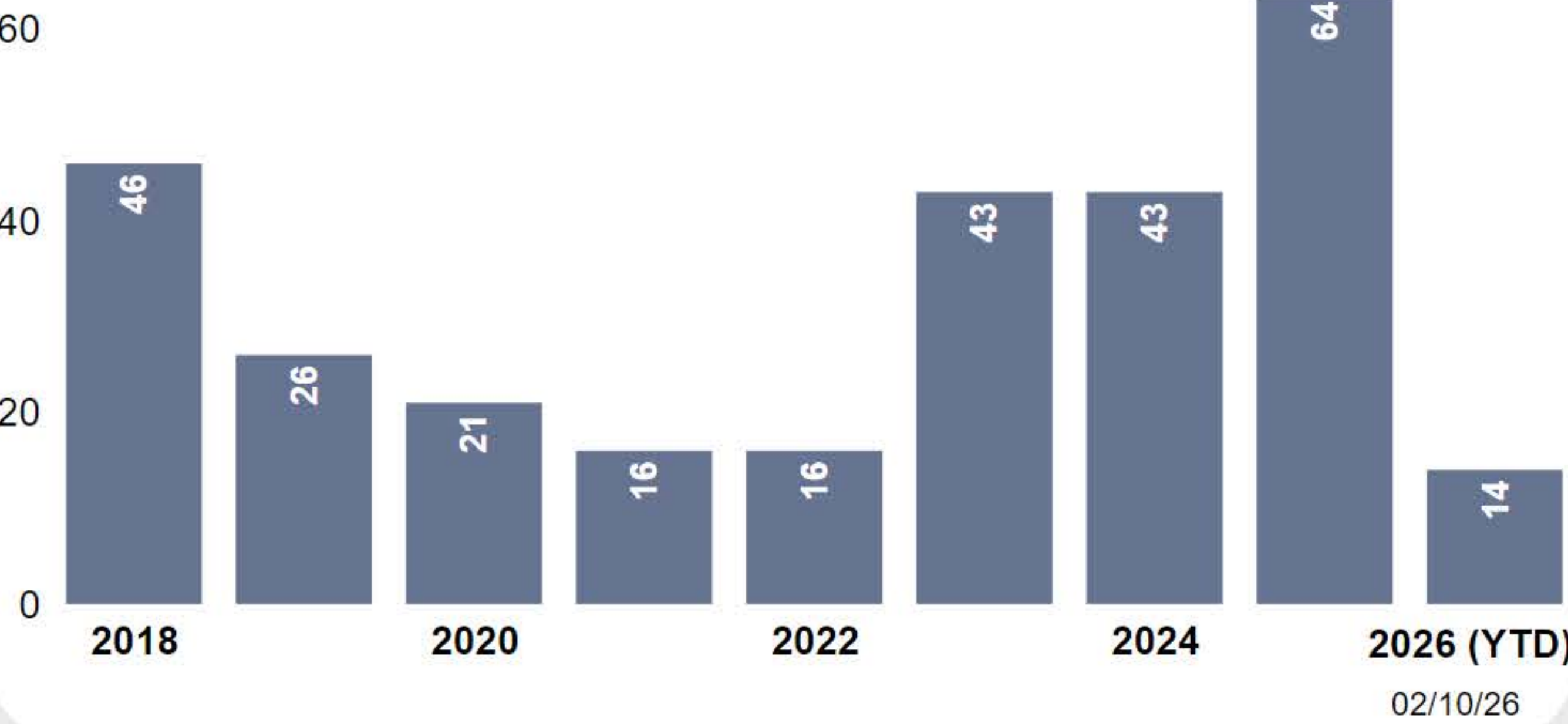
Citywide:



02/10/26

PEDESTRIAN PROHIBITED ACTIVITIES ON ROADWAY

Citywide:



02/10/26

DOWNTOWN SAFETY INITIATIVE UPDATE

Calls for Service:
2,363

Jail Bookings:
258

Misdemeanor Citations:
365

02/10/26