

SALT LAKE CITY POLICE - PUBLIC SAFETY PLAN DASHBOARD

April 6, 2026

CITYWIDE CRIME YEAR-TO-DATE

January 1 - April 5, 2026

	Year-To-Date Change	% Change
Violent	-12.0 ▼	-3.2%
Property	-516 ▼	-19.6%
GRAND TOTAL	-528 ▼	-17.6%

04/06/26

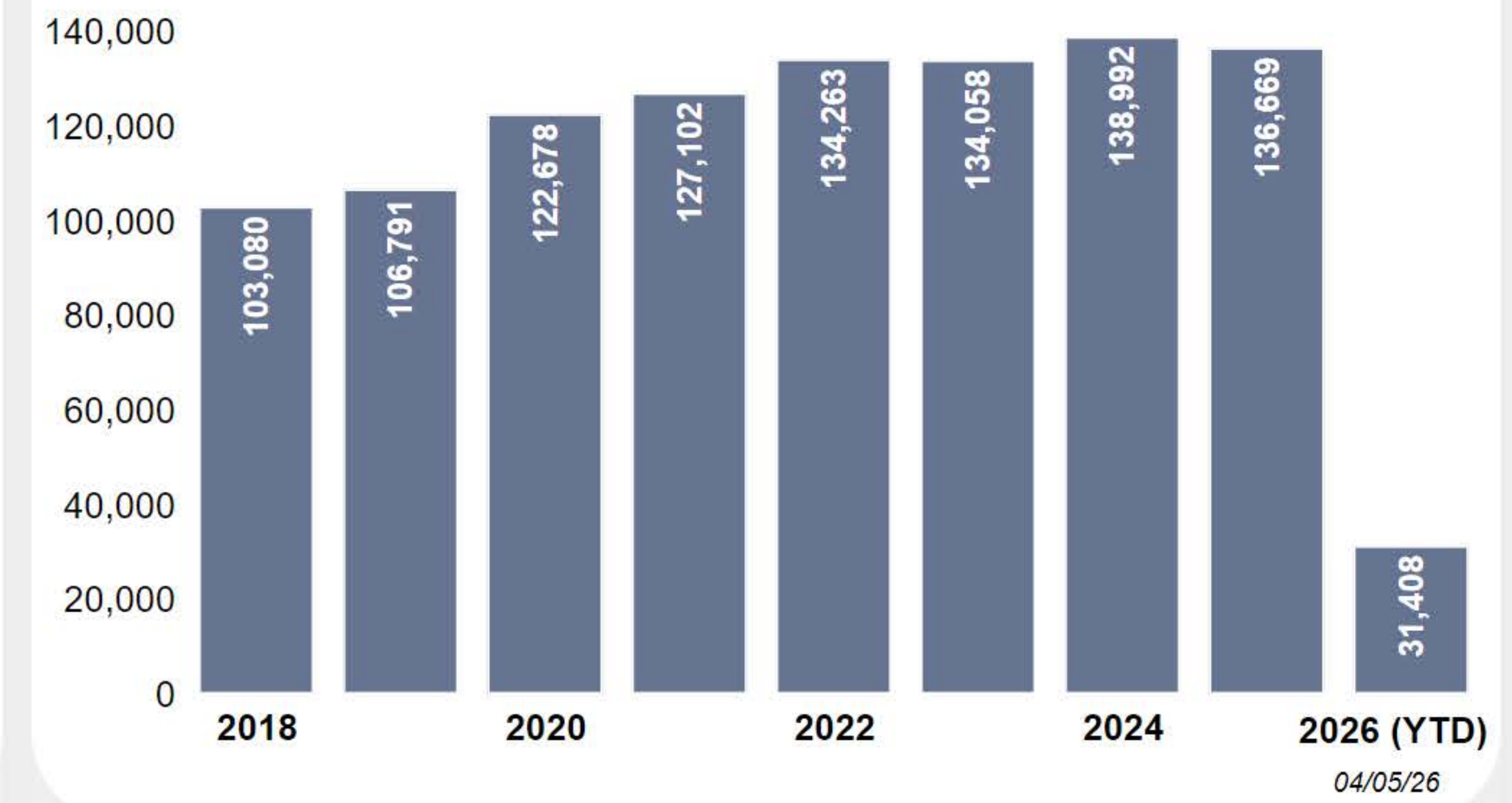
THREE-YEAR COMPARISON

January 1 - April 5, 2026

	Change Over 3-Yr Avg	% Change
Violent	4.0 ▲	1.1%
Property	-684 ▼	-24.4%
GRAND TOTAL	-680 ▼	-21.5%

04/06/26

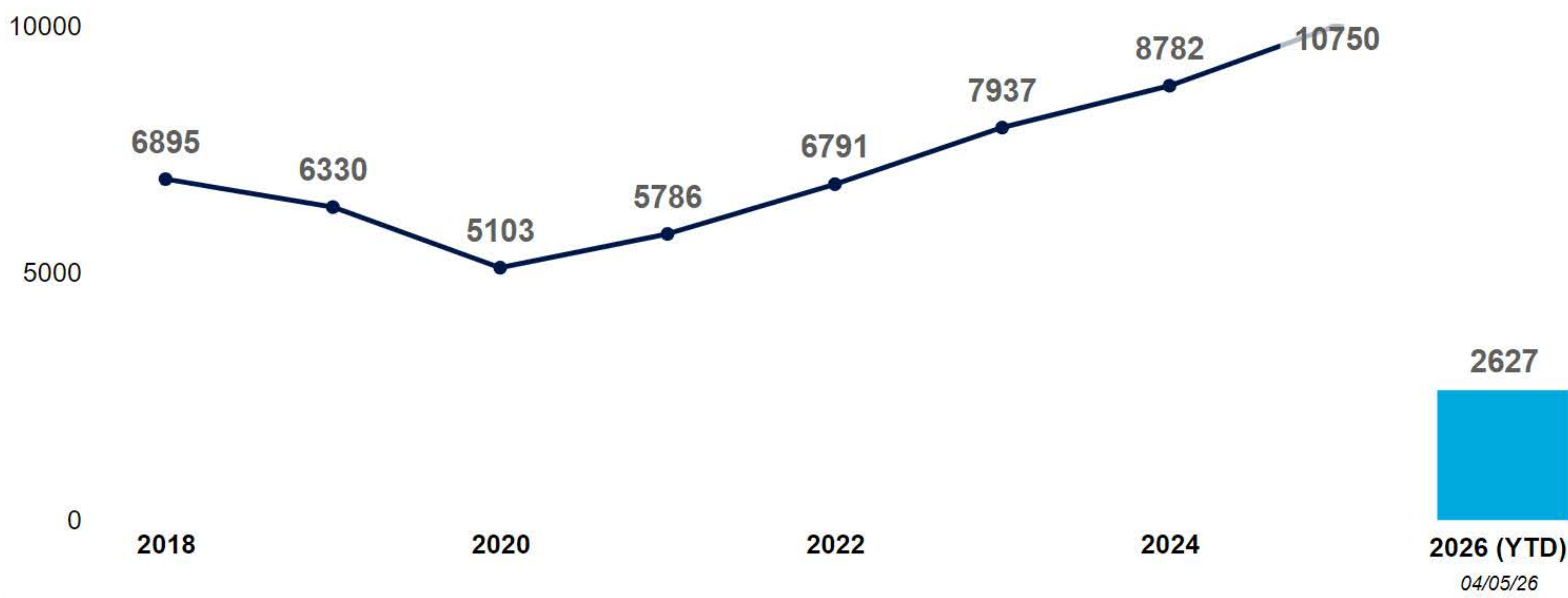
TOTAL CALLS FOR SERVICE



04/05/26

JAIL BOOKINGS

(This data can be delayed by 3-5 business days)



04/05/26

REPEAT OFFENDERS - TOP 5

YTD Rank	Current Approx. Age	Sex	Jail Bookings	Misd. Citations	Total
1	30	F	2	22	24
2	64	M	1	14	15
3 (tie)	28	M	4	10	14
3 (tie)	32	F	2	12	14
3 (tie)	38	M	1	13	14

04/05/26

OFFICER PROACTIVITY

23,611
▲ 21.4%
up from last year

04/05/26

BALLPARK FOCUS AREA

Calls for Service:
388

Jail Bookings:
72

Misdemeanor Citations:
42

04/05/26

MAIN STREET (DOWNTOWN) FOCUS AREA

Calls for Service:
586

Jail Bookings:
66

Misdemeanor Citations:
79

04/05/26

N TEMPLE/JORDAN RIVER TRAIL FOCUS AREA

Calls for Service:
3,159

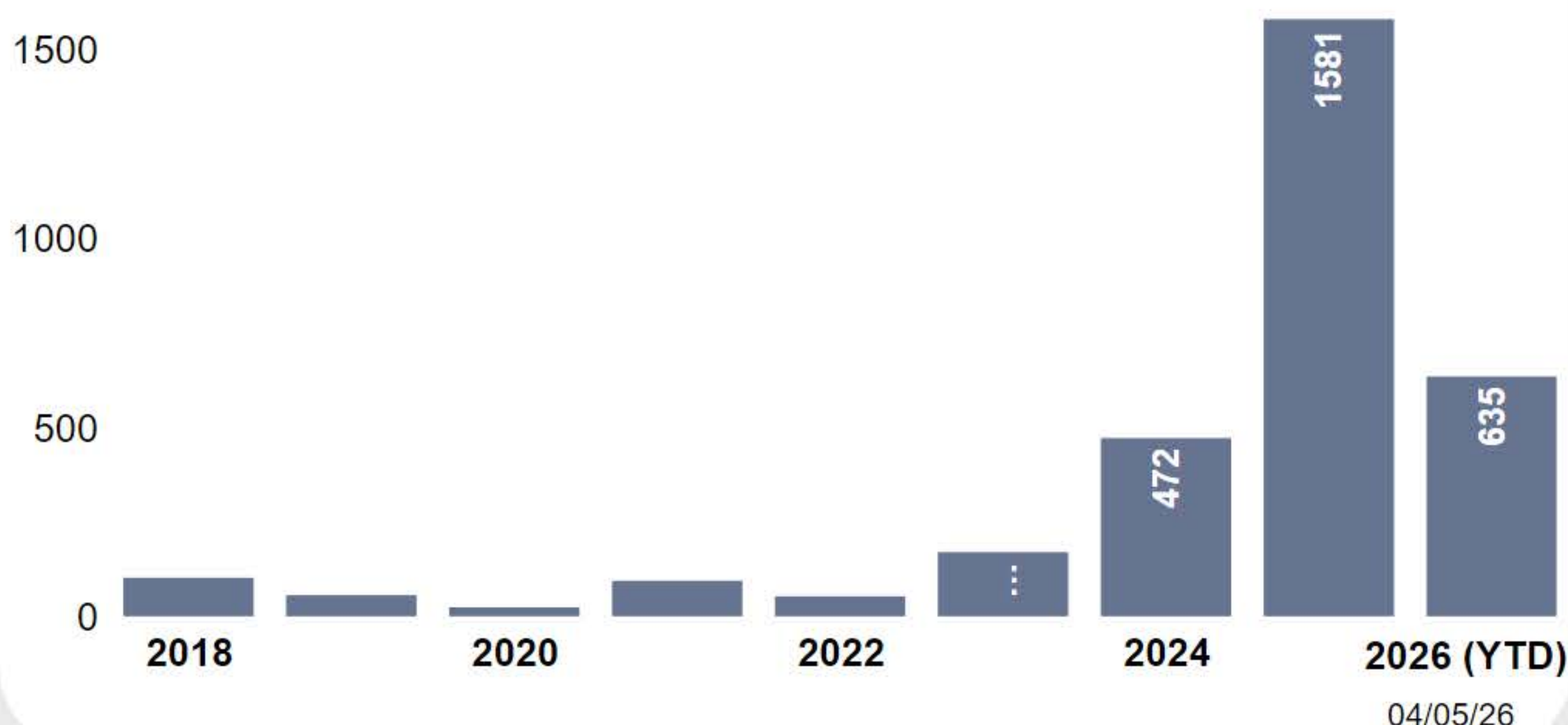
Jail Bookings:
410

Misdemeanor Citations:
354

04/05/26

NO CAMPING CITATIONS

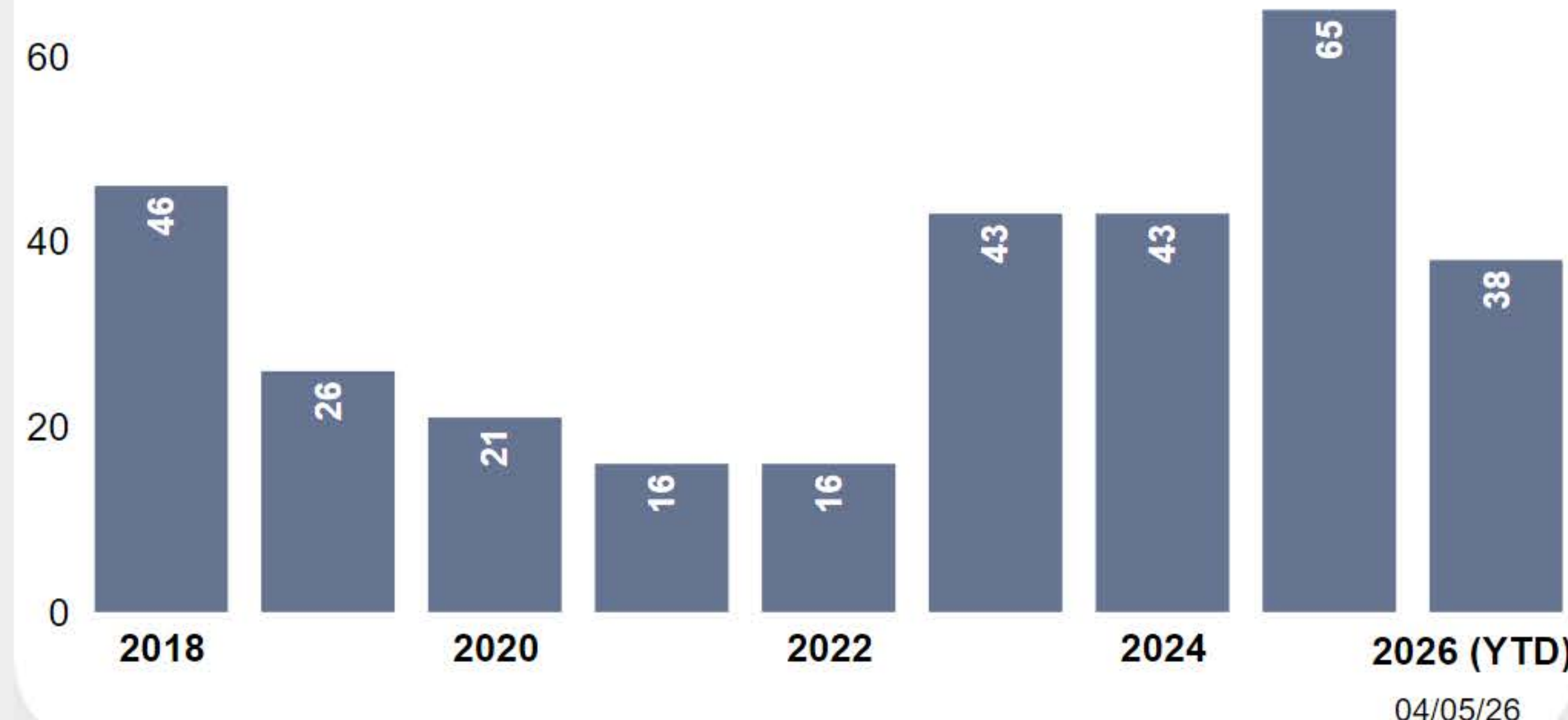
Citywide:



04/05/26

PEDESTRIAN PROHIBITED ACTIVITIES ON ROADWAY

Citywide:



04/05/26

DOWNTOWN SAFETY INITIATIVE UPDATE

Calls for Service:
5,566

Jail Bookings:
689

Misdemeanor Citations:
961

04/06/26