

SALT LAKE CITY POLICE - PUBLIC SAFETY PLAN DASHBOARD

May 4, 2026

CITYWIDE CRIME YEAR-TO-DATE

January 1 - May 3, 2026

	Year-To-Date Change	% Change
Violent	-30.0 ▼	-6.0%
Property	-766 ▼	-21.8%
GRAND TOTAL	-796 ▼	-19.8%

05/04/26

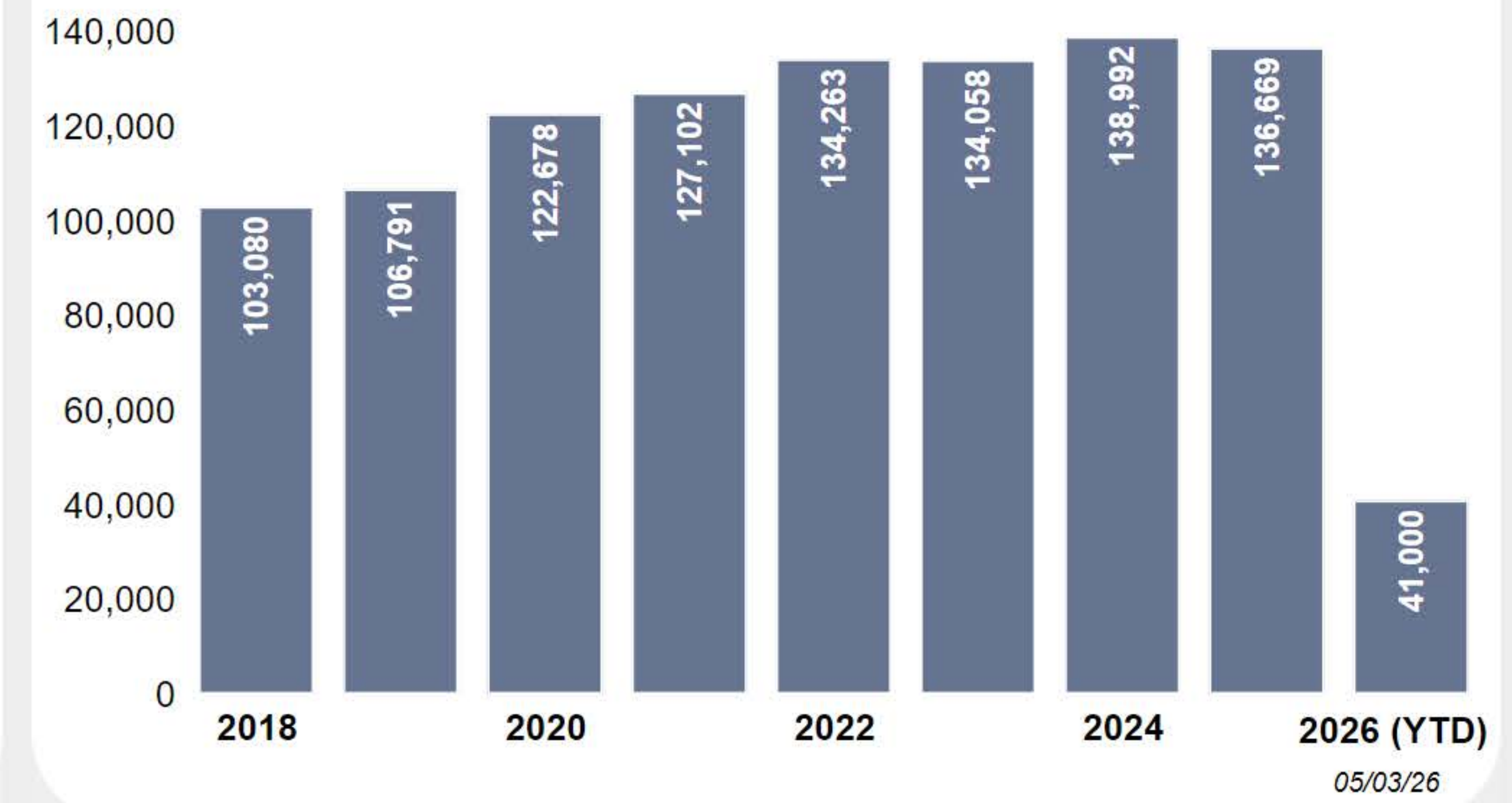
THREE-YEAR COMPARISON

January 1 - May 3, 2026

	Change Over 3-Yr Avg	% Change
Violent	-14.0 ▼	-2.9%
Property	-912 ▼	-24.9%
GRAND TOTAL	-926 ▼	-22.3%

05/04/26

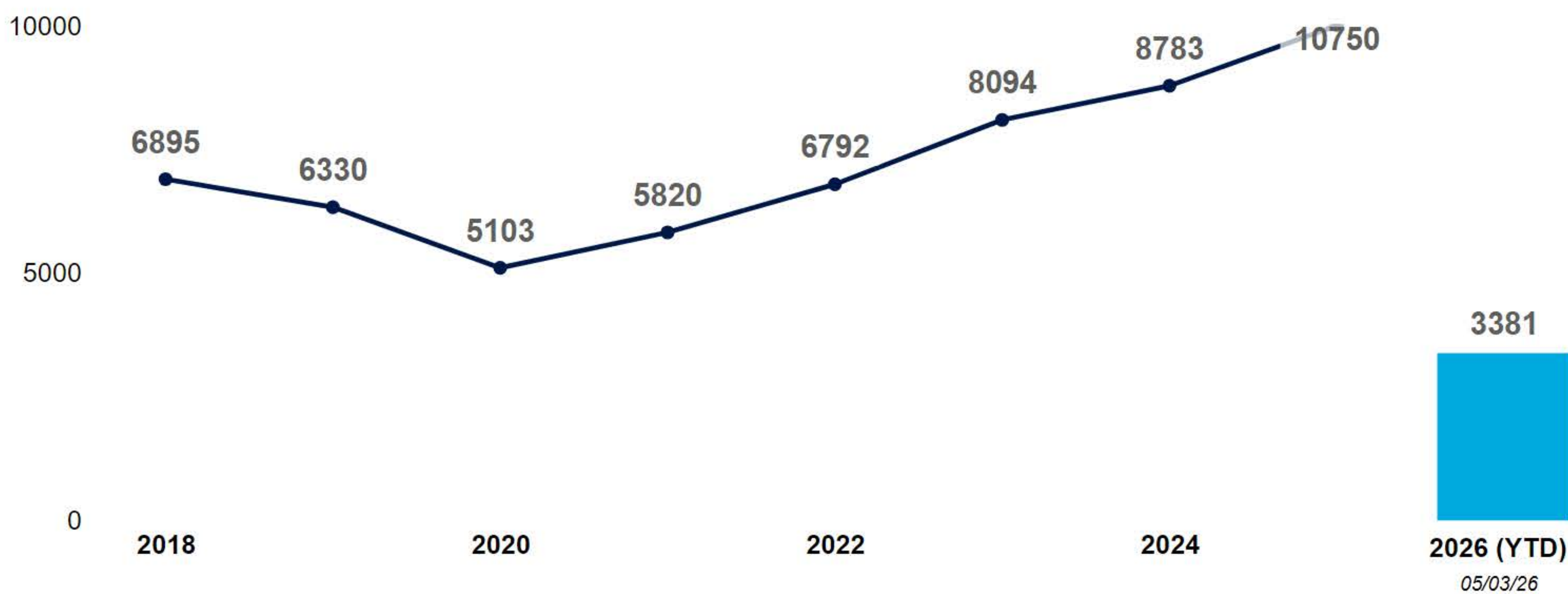
TOTAL CALLS FOR SERVICE



05/03/26

JAIL BOOKINGS

(This data can be delayed by 3-5 business days)



05/03/26

REPEAT OFFENDERS - TOP 5

YTD Rank	Current Approx. Age	Sex	Jail Bookings	Misd. Citations	Total
1	30	F	3	27	30
2 (tie)	29	M	3	14	17
2 (tie)	47	F		17	17
2 (tie)	64	M	1	16	17
3	28	M	5	11	16

05/03/26

OFFICER PROACTIVITY

30,380
▲ 19.9%
up from last year

05/03/26

BALLPARK FOCUS AREA

Calls for Service:

482

Jail Bookings:

93

Misdemeanor Citations:

71

05/03/26

MAIN STREET (DOWNTOWN) FOCUS AREA

Calls for Service:

791

Jail Bookings:

83

Misdemeanor Citations:

104

05/03/26

N TEMPLE/JORDAN RIVER TRAIL FOCUS AREA

Calls for Service:

4,092

Jail Bookings:

525

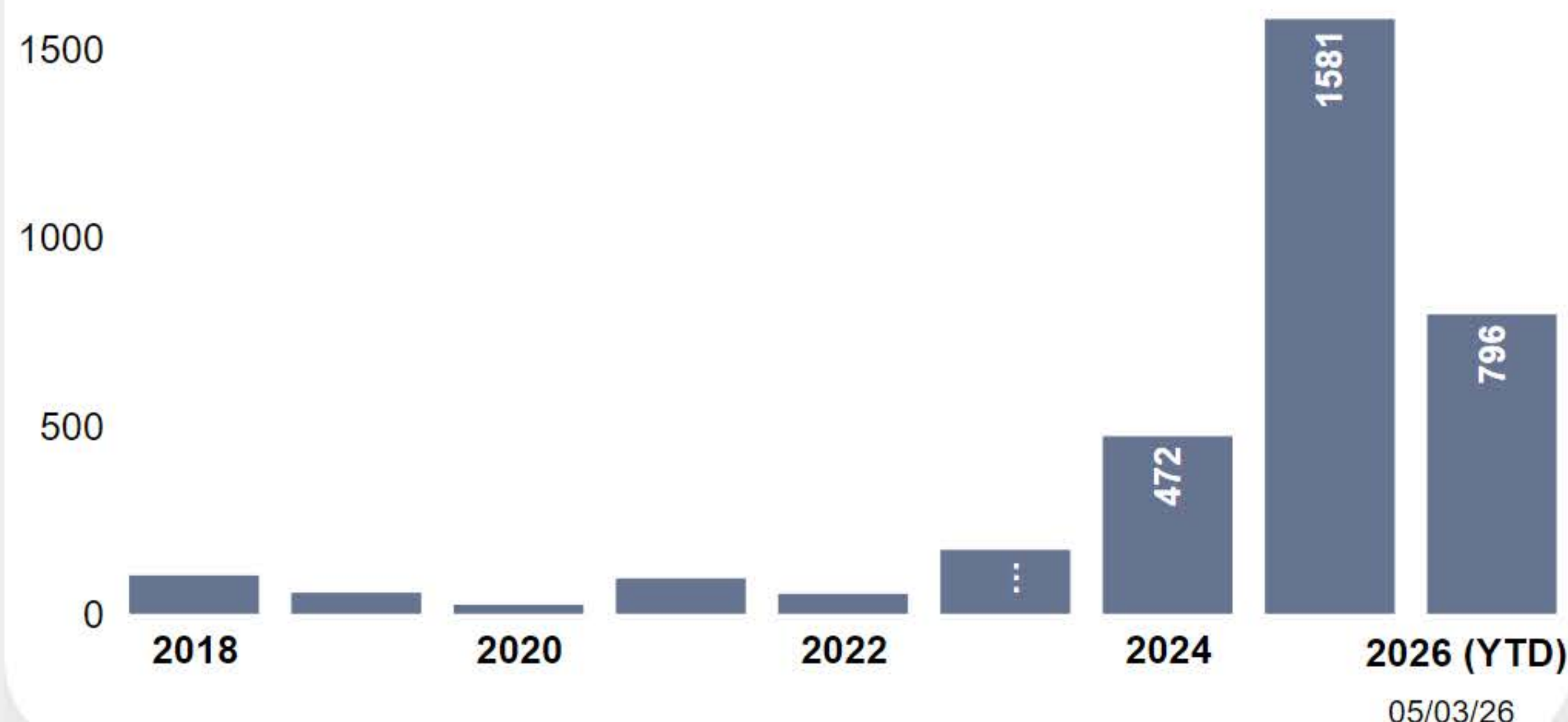
Misdemeanor Citations:

462

05/03/26

NO CAMPING CITATIONS

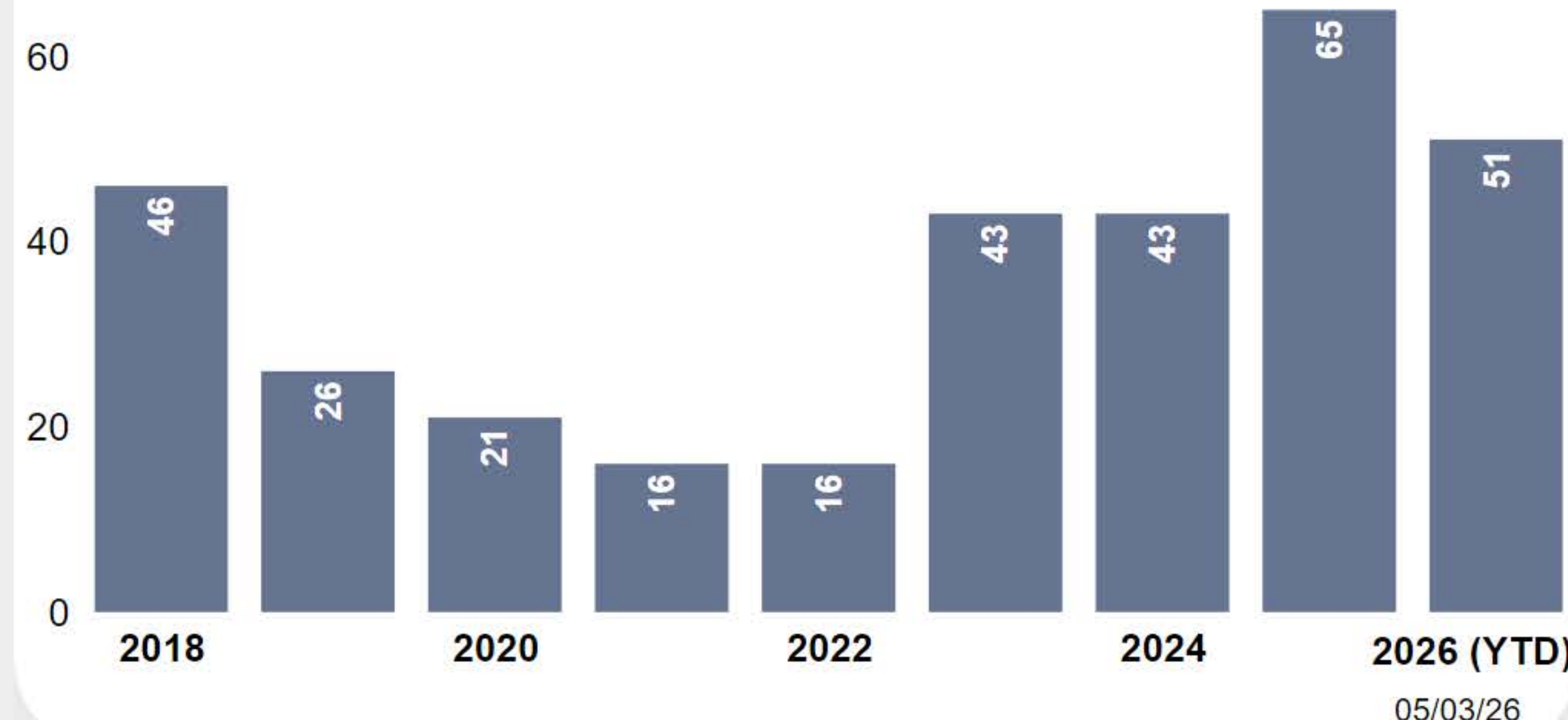
Citywide:



05/03/26

PEDESTRIAN PROHIBITED ACTIVITIES ON ROADWAY

Citywide:



05/03/26

DOWNTOWN SAFETY INITIATIVE UPDATE

Calls for Service:

7,328

Jail Bookings:

874

Misdemeanor Citations:

1208

05/04/26