

# SALT LAKE CITY POLICE - PUBLIC SAFETY PLAN DASHBOARD

May 11, 2026

## CITYWIDE CRIME YEAR-TO-DATE

January 1 - May 10, 2026

	Year-To-Date Change	% Change
Violent	-42.0 ▼	-7.7%
Property	-860 ▼	-22.9%
<b>GRAND TOTAL</b>	<b>-902 ▼</b>	<b>-21.0%</b>

05/11/26

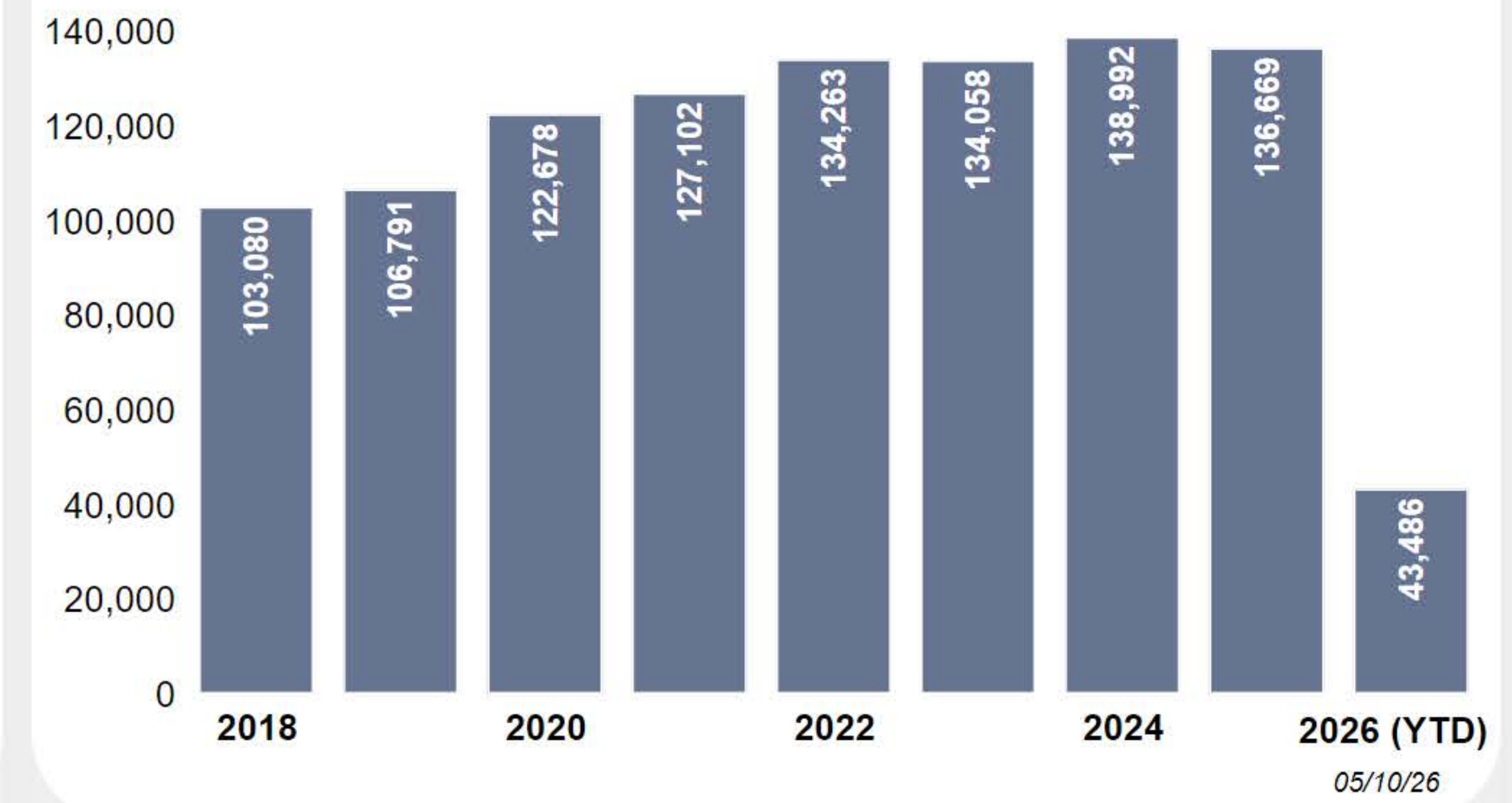
## THREE-YEAR COMPARISON

January 1 - May 10, 2026

	Change Over 3-Yr Avg	% Change
Violent	-16.0 ▼	-3.1%
Property	-998 ▼	-25.7%
<b>GRAND TOTAL</b>	<b>-1,014 ▼</b>	<b>-23.0%</b>

05/11/26

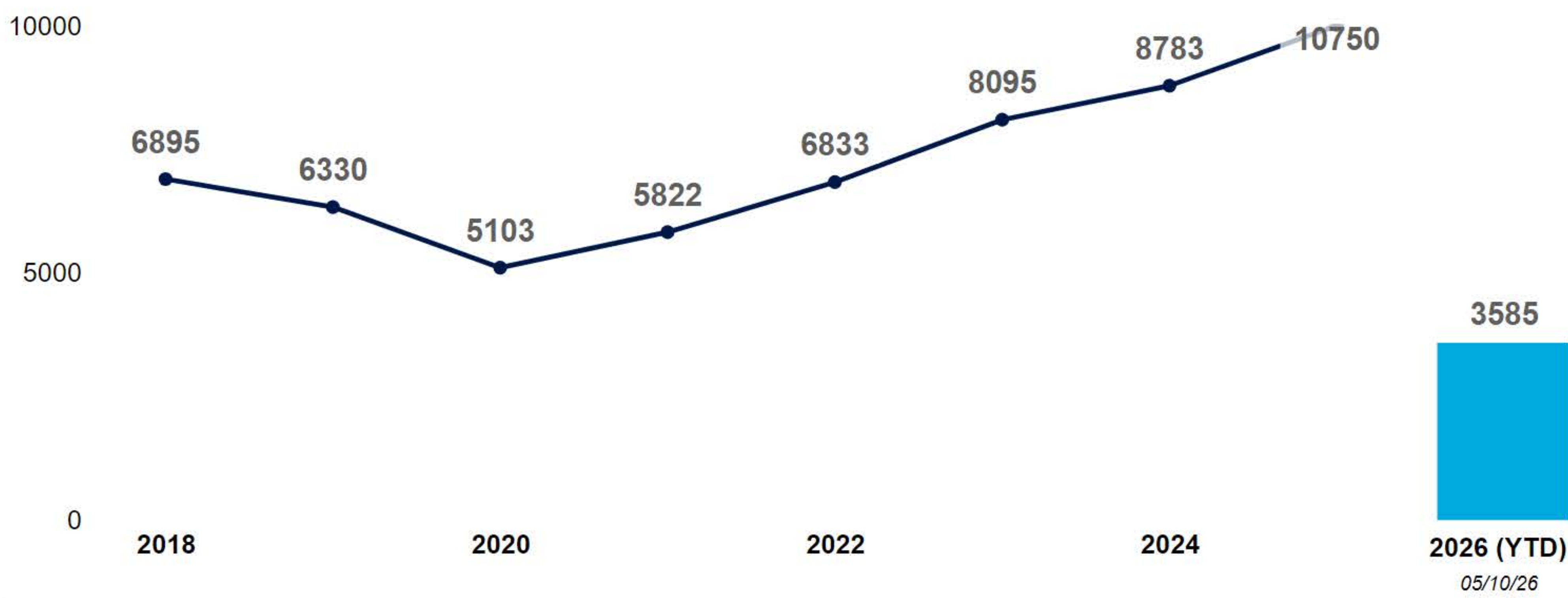
## TOTAL CALLS FOR SERVICE



05/10/26

## JAIL BOOKINGS

(This data can be delayed by 3-5 business days)



05/10/26

## REPEAT OFFENDERS - TOP 5

YTD Rank	Current Approx. Age	Sex	Jail Bookings	Misd. Citations	Total
1	30	F	3	30	33
2	47	F		19	19
3 (tie)	29	M	3	14	17
3 (tie)	64	M	1	16	17
4 (tie)	28	M	5	11	16

05/10/26

## OFFICER PROACTIVITY

**32,054**  
▲ 19.7%  
up from last year

05/10/26

## BALLPARK FOCUS AREA

**Calls for Service:**

519

**Jail Bookings:**

96

**Misdemeanor Citations:**

71

05/10/26

## MAIN STREET (DOWNTOWN) FOCUS AREA

**Calls for Service:**

843

**Jail Bookings:**

88

**Misdemeanor Citations:**

106

05/10/26

## N TEMPLE/JORDAN RIVER TRAIL FOCUS AREA

**Calls for Service:**

4,334

**Jail Bookings:**

562

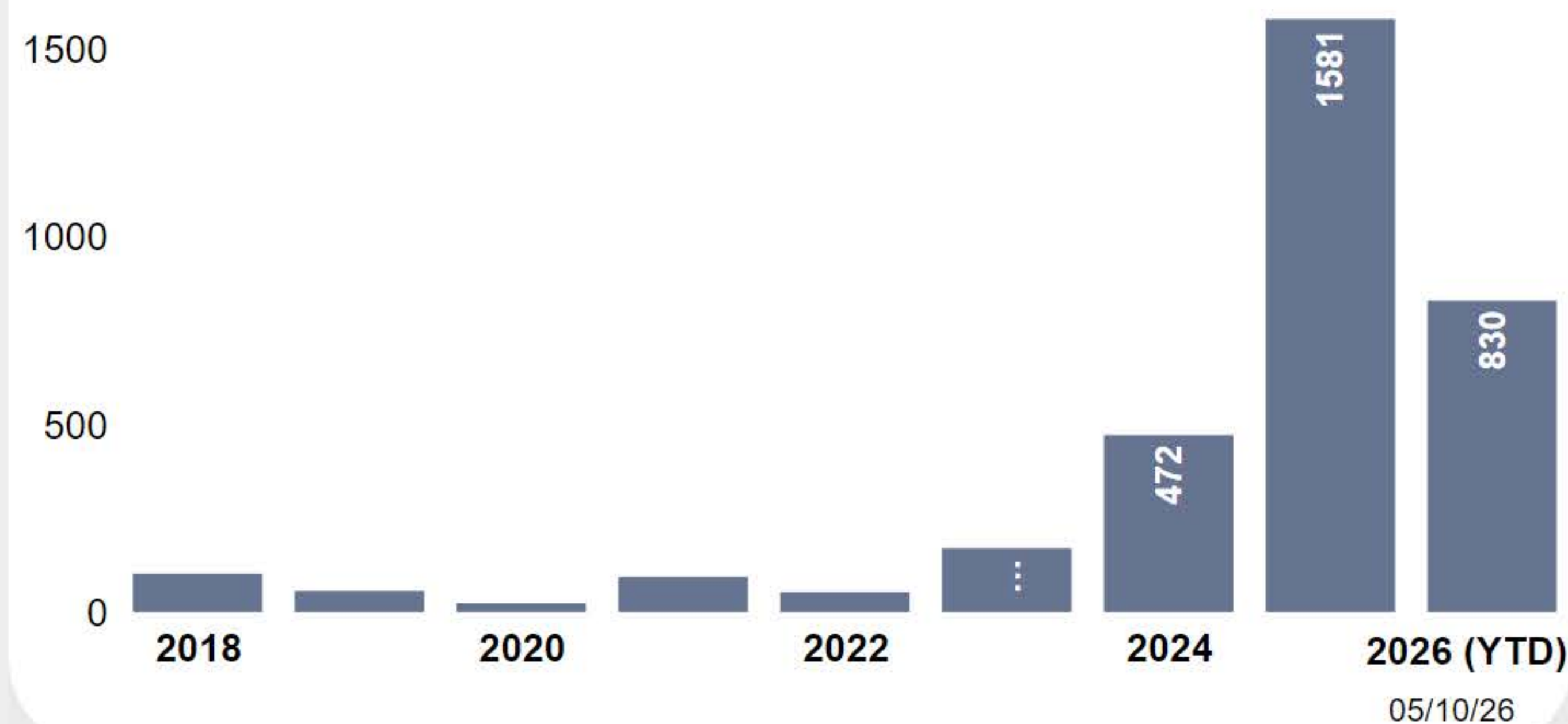
**Misdemeanor Citations:**

485

05/10/26

## NO CAMPING CITATIONS

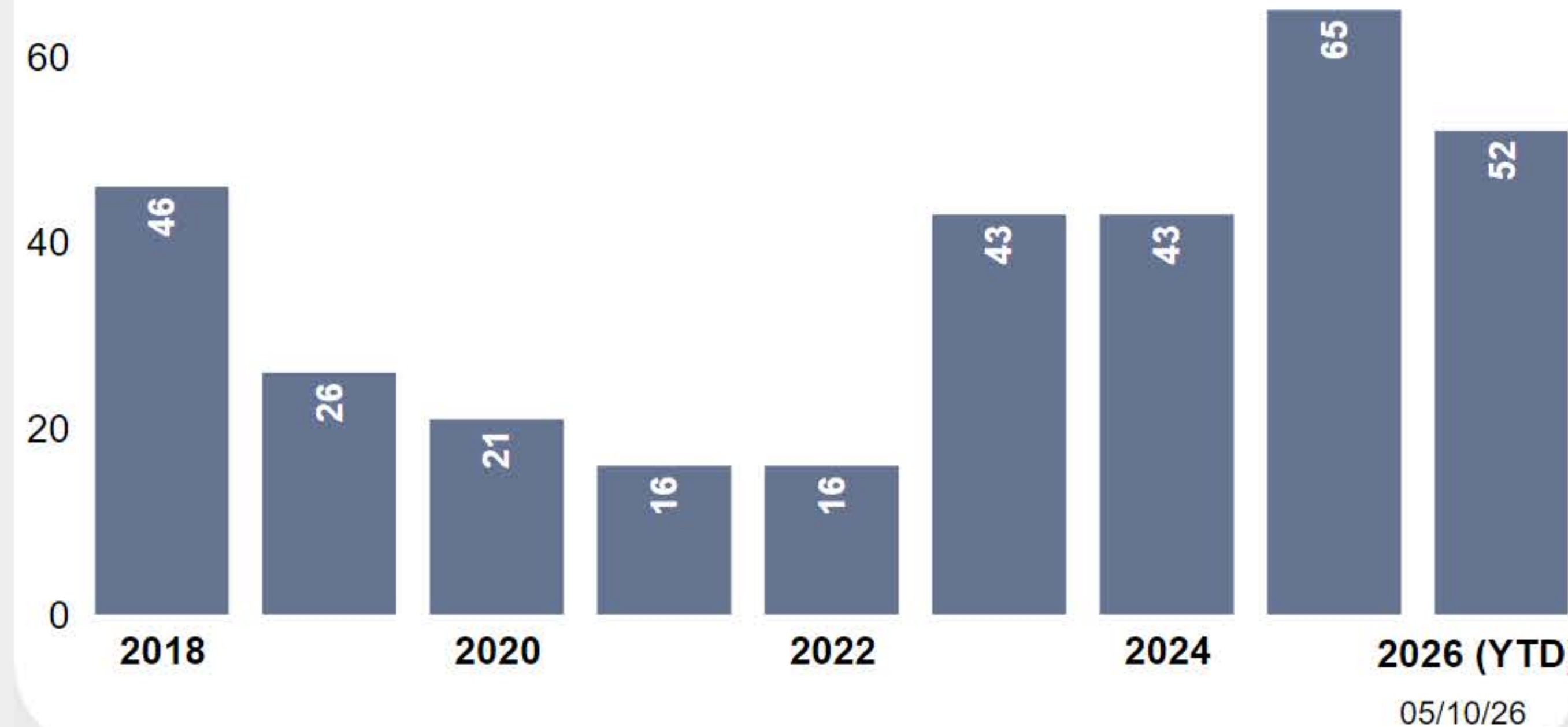
Citywide:



05/10/26

## PEDESTRIAN PROHIBITED ACTIVITIES ON ROADWAY

Citywide:



05/10/26

## DOWNTOWN SAFETY INITIATIVE UPDATE

**Calls for Service:**

7,779

**Jail Bookings:**

917

**Misdemeanor Citations:**

1273

05/11/26