

SALT LAKE CITY POLICE - PUBLIC SAFETY PLAN DASHBOARD

May 18, 2026

CITYWIDE CRIME YEAR-TO-DATE

January 1 - May 17, 2026

	Year-To-Date Change	% Change
Violent	-46.0 ▼	-8.0%
Property	-940 ▼	-23.7%
GRAND TOTAL	-986 ▼	-21.7%

05/18/26

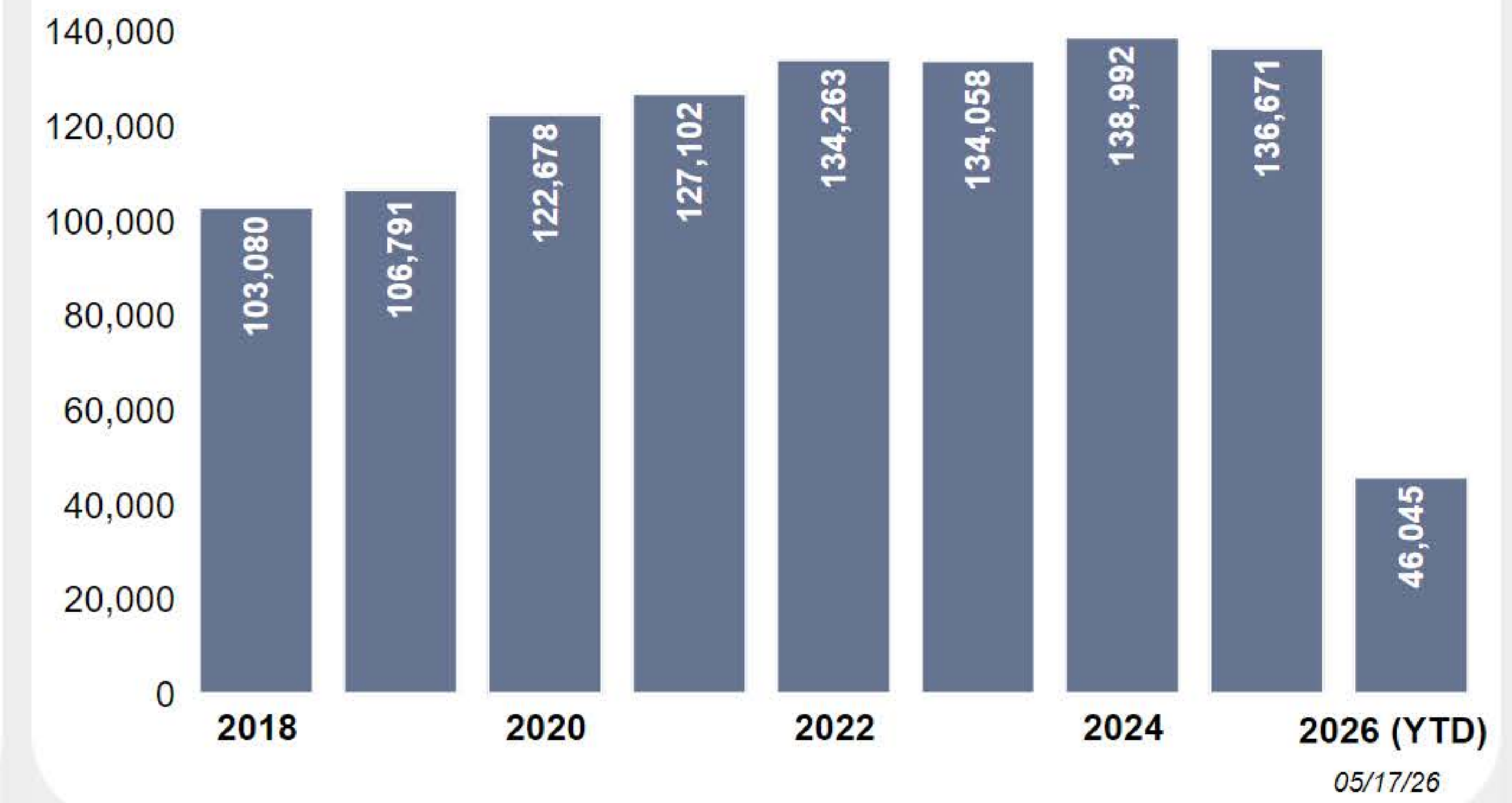
THREE-YEAR COMPARISON

January 1 - May 17, 2026

	Change Over 3-Yr Avg	% Change
Violent	-23.0 ▼	-4.2%
Property	-1,070 ▼	-26.1%
GRAND TOTAL	-1,093 ▼	-23.5%

05/18/26

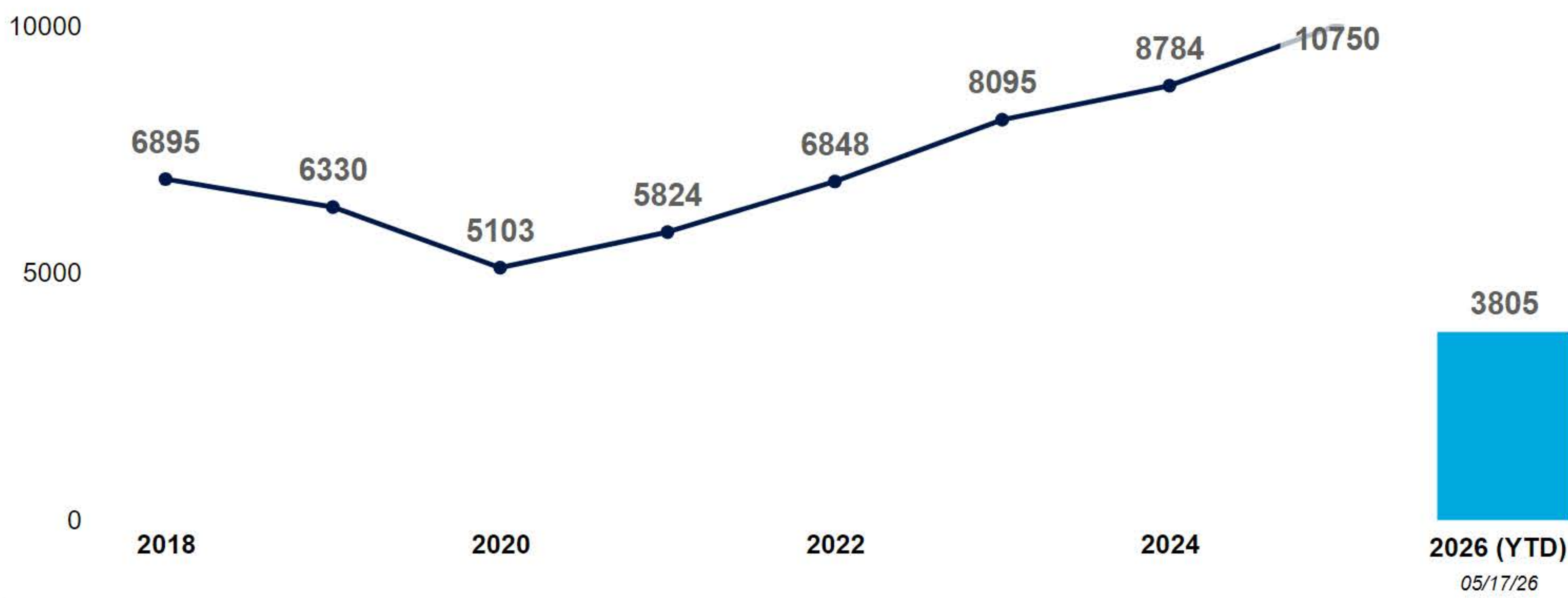
TOTAL CALLS FOR SERVICE



05/17/26

JAIL BOOKINGS

(This data can be delayed by 3-5 business days)



05/17/26

REPEAT OFFENDERS - TOP 5

YTD Rank	Current Approx. Age	Sex	Jail Bookings	Misd. Citations	Total
1	30	F	4	30	34
2	29	M	4	16	20
3 (tie)	47	F		19	19
3 (tie)	64	M	1	18	19
4	28	M	6	11	17

05/17/26

OFFICER PROACTIVITY

33,677
▲ 19.5%
up from last year

05/17/26

BALLPARK FOCUS AREA

Calls for Service:

540

Jail Bookings:

102

Misdemeanor Citations:

74

05/17/26

MAIN STREET (DOWNTOWN) FOCUS AREA

Calls for Service:

904

Jail Bookings:

90

Misdemeanor Citations:

110

05/17/26

N TEMPLE/JORDAN RIVER TRAIL FOCUS AREA

Calls for Service:

4,591

Jail Bookings:

591

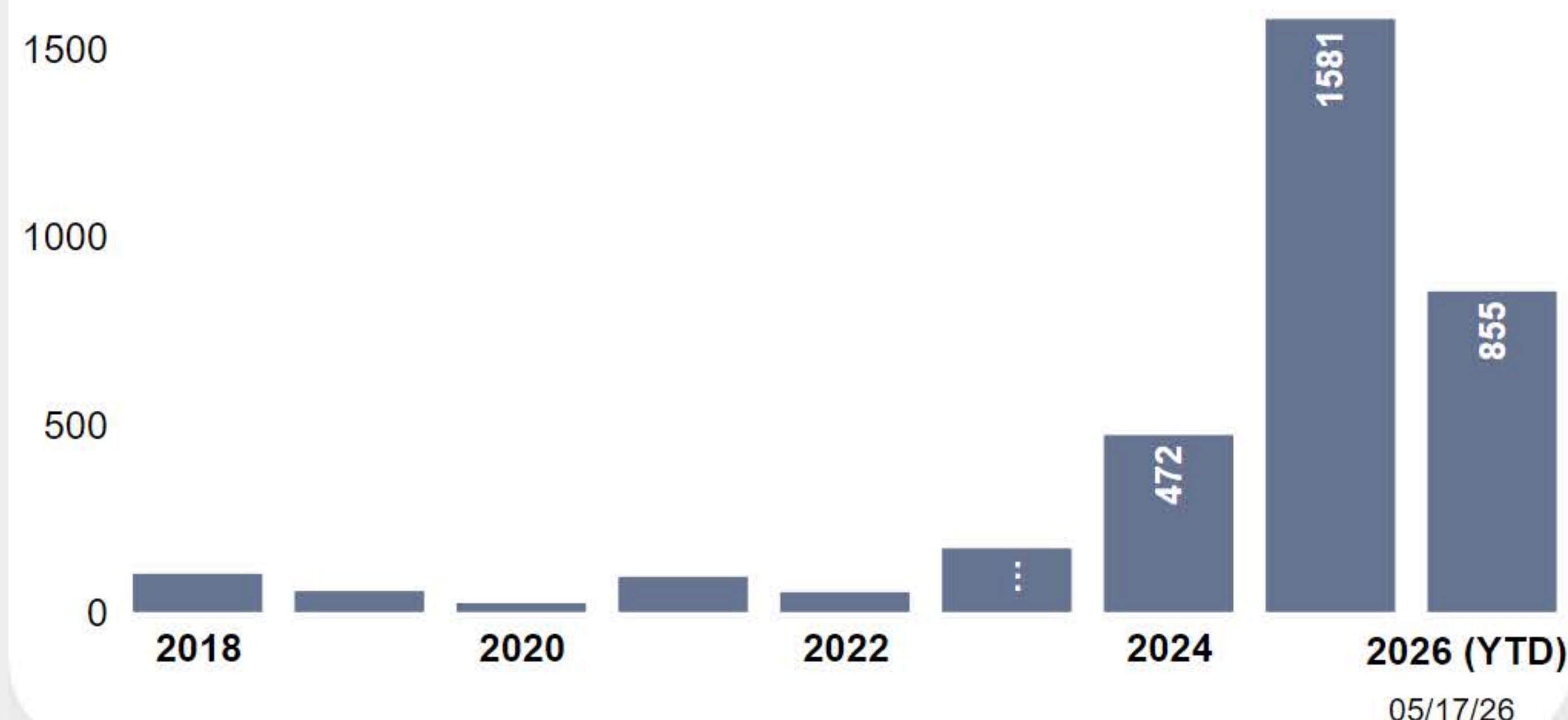
Misdemeanor Citations:

516

05/17/26

NO CAMPING CITATIONS

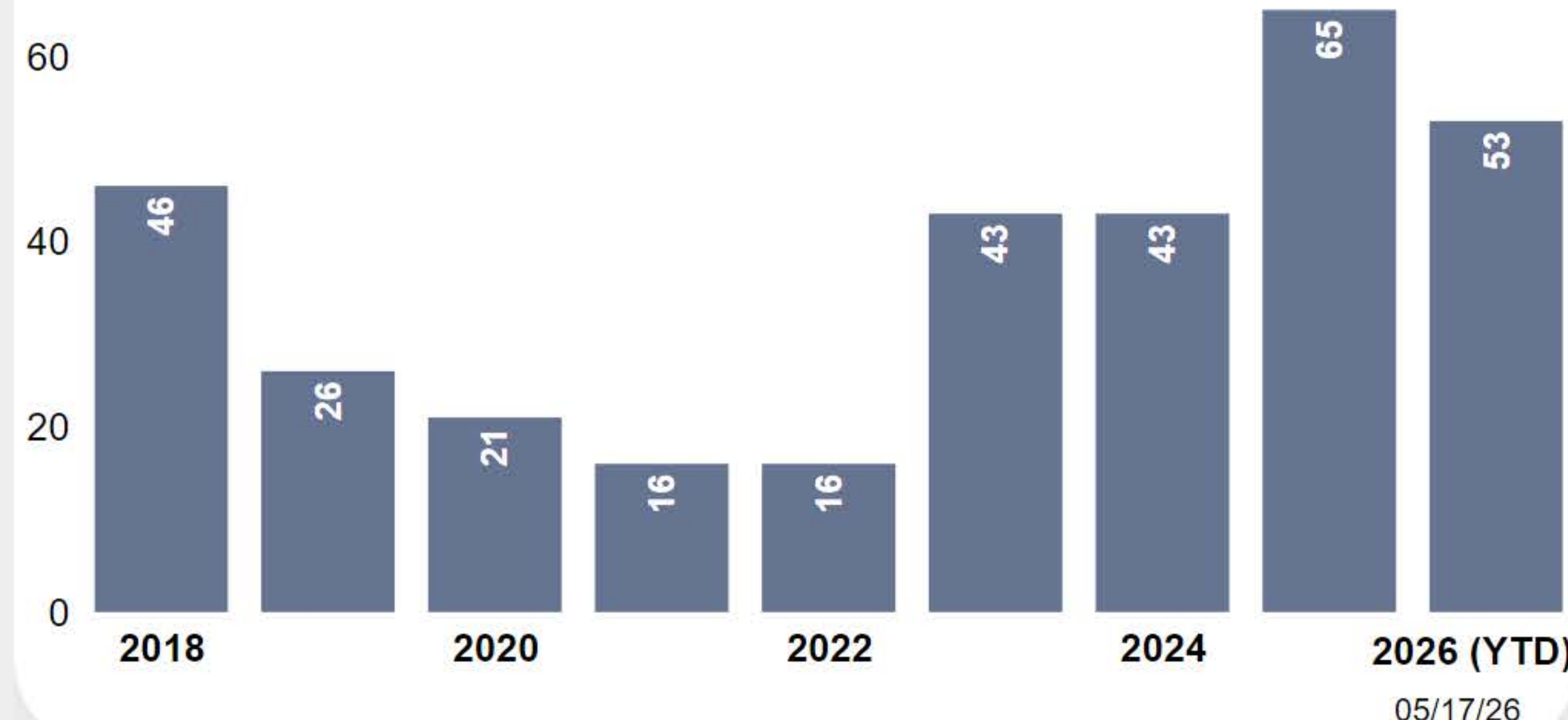
Citywide:



05/17/26

PEDESTRIAN PROHIBITED ACTIVITIES ON ROADWAY

Citywide:



05/17/26

DOWNTOWN SAFETY INITIATIVE UPDATE

Calls for Service:

8,204

Jail Bookings:

965

Misdemeanor Citations:

1335

05/18/26