

# SALT LAKE CITY POLICE - PUBLIC SAFETY PLAN DASHBOARD

June 7, 2026

## CITYWIDE CRIME YEAR-TO-DATE

January 1 - June 7, 2026

	Year-To-Date Change	% Change
Violent	-73.0 ▼	-10.5%
Property	-1,152 ▼	-24.9%
<b>GRAND TOTAL</b>	<b>-1,225 ▼</b>	<b>-23.0%</b>

06/08/26

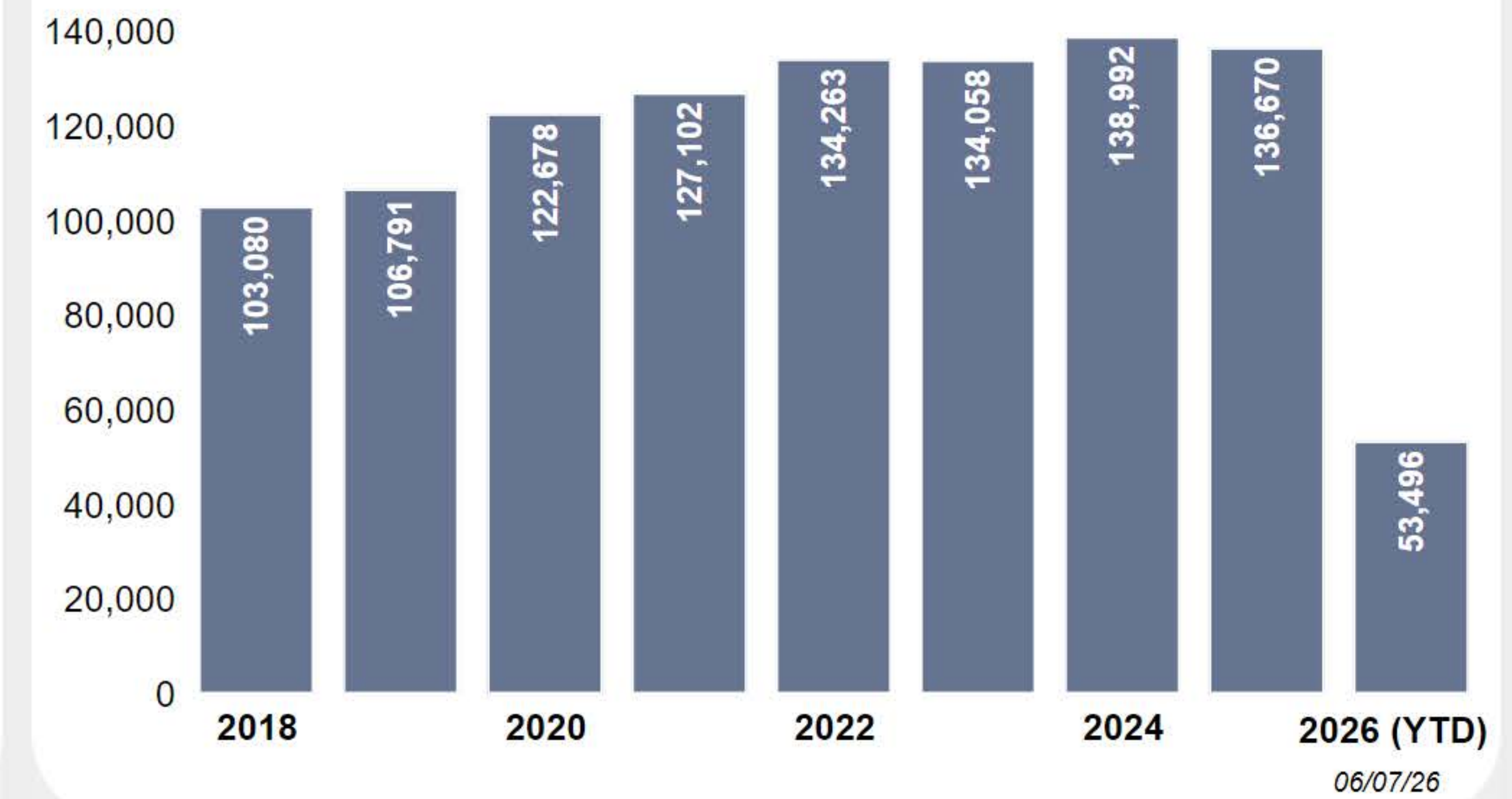
## THREE-YEAR COMPARISON

January 1 - June 7, 2026

	Change Over 3-Yr Avg	% Change
Violent	-41.0 ▼	-6.2%
Property	-1,288 ▼	-27.1%
<b>GRAND TOTAL</b>	<b>-1,329 ▼</b>	<b>-24.5%</b>

06/08/26

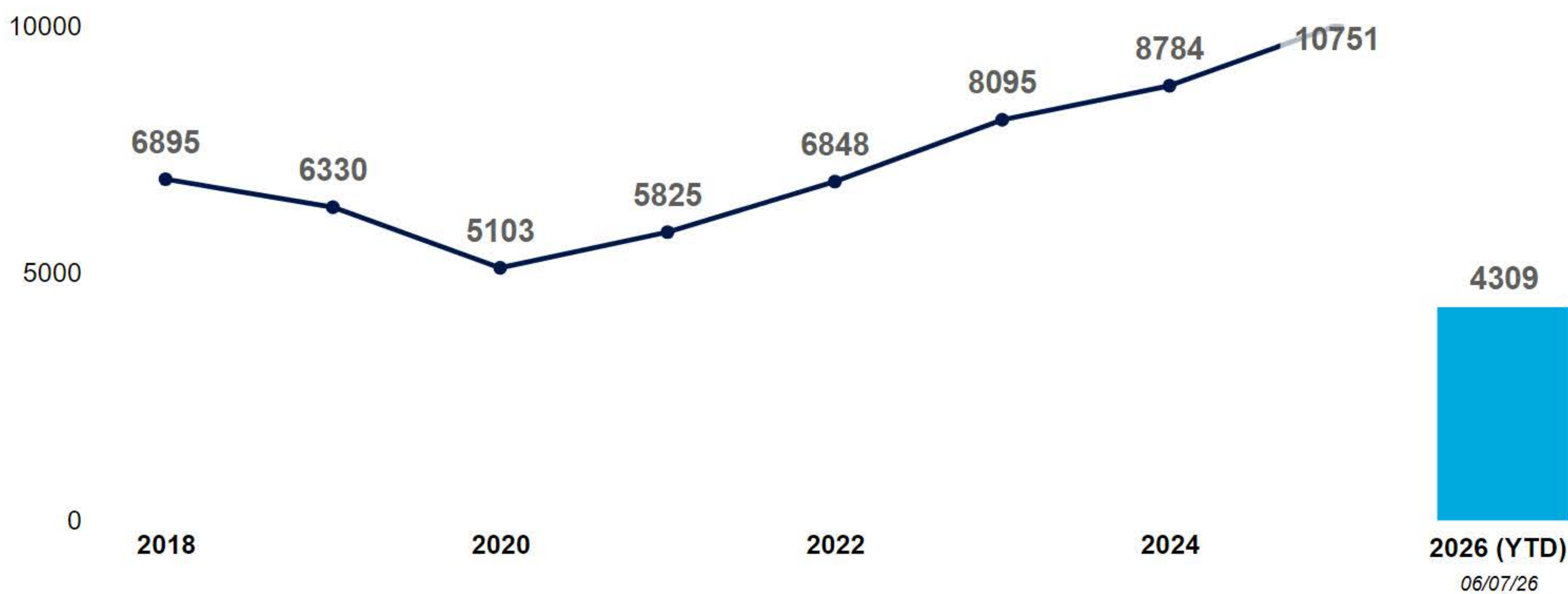
## TOTAL CALLS FOR SERVICE



06/07/26

## JAIL BOOKINGS

(This data can be delayed by 3-5 business days)



06/07/26

## REPEAT OFFENDERS - TOP 5

YTD Rank	Current Approx. Age	Sex	Jail Bookings	Misd. Citations	Total
1	30	F	4	30	34
2	29	M	5	16	21
3	64	M	2	18	20
4	47	F		19	19
5	56	F	3	15	18

06/07/26

## OFFICER PROACTIVITY

**38,277**  
▲ 18.5%  
up from last year

06/07/26

## BALLPARK FOCUS AREA

**Calls for Service:**

624

**Jail Bookings:**

115

**Misdemeanor Citations:**

85

06/07/26

## MAIN STREET (DOWNTOWN) FOCUS AREA

**Calls for Service:**

1,074

**Jail Bookings:**

98

**Misdemeanor Citations:**

124

06/07/26

## N TEMPLE/JORDAN RIVER TRAIL FOCUS AREA

**Calls for Service:**

5,374

**Jail Bookings:**

674

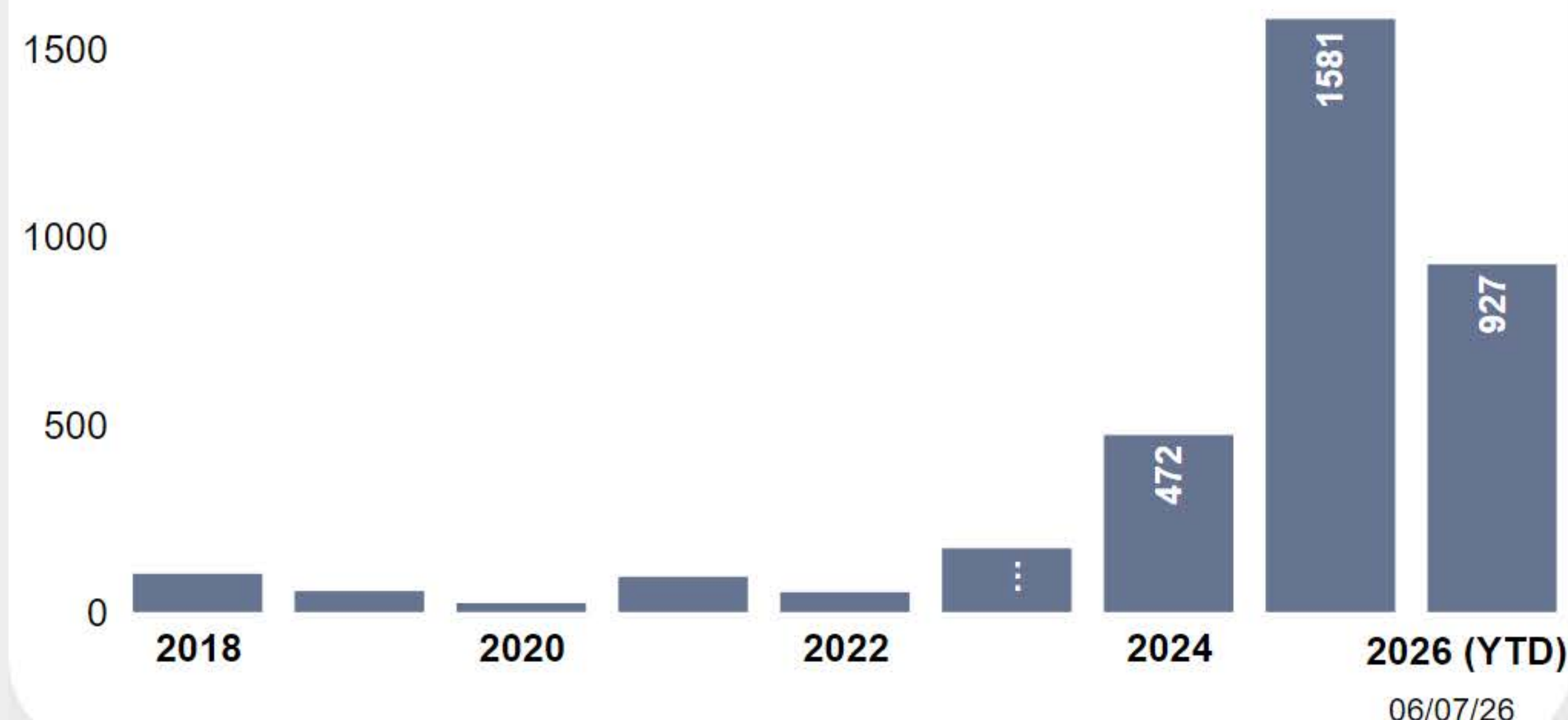
**Misdemeanor Citations:**

591

06/07/26

## NO CAMPING CITATIONS

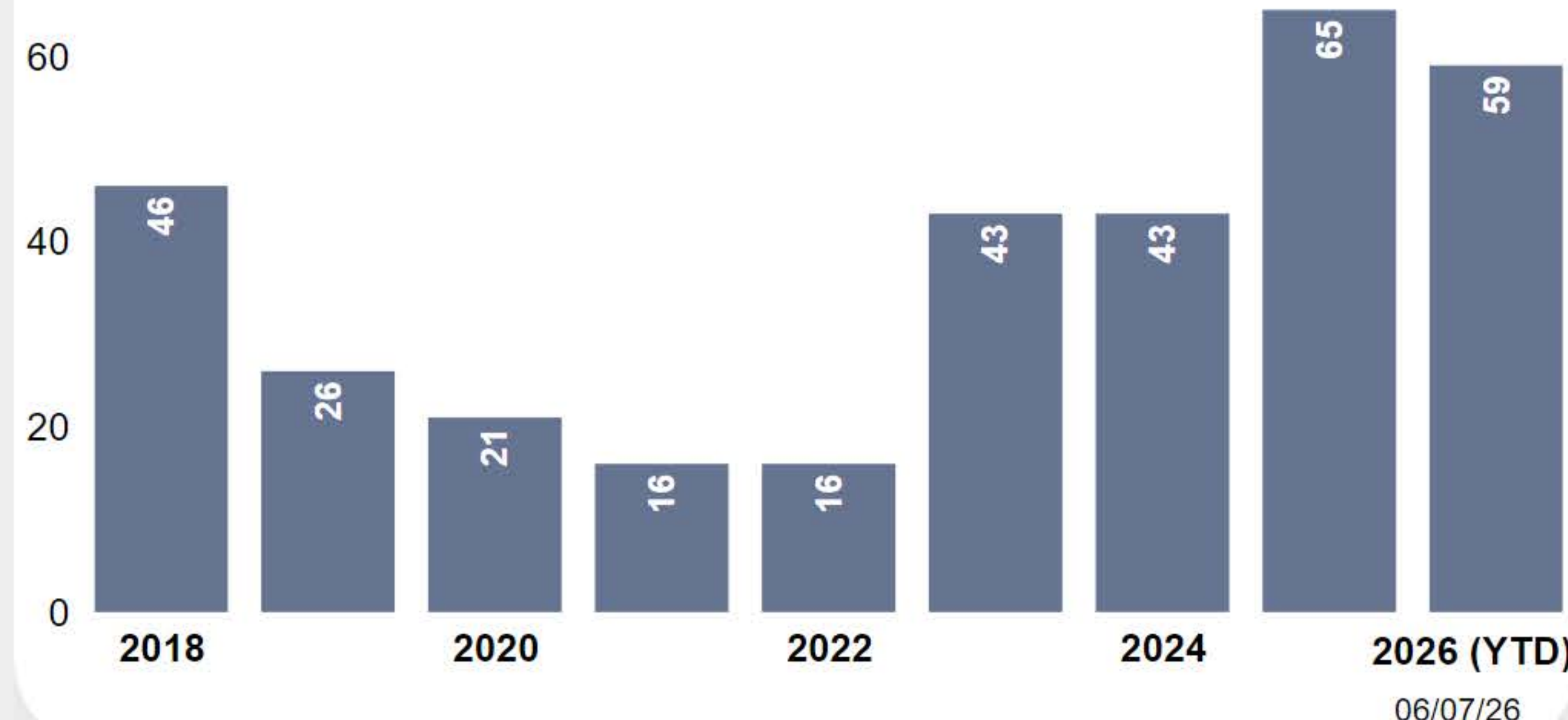
Citywide:



06/07/26

## PEDESTRIAN PROHIBITED ACTIVITIES ON ROADWAY

Citywide:



06/07/26

## DOWNTOWN SAFETY INITIATIVE UPDATE

**Calls for Service:**

9,531

**Jail Bookings:**

1081

**Misdemeanor Citations:**

1504

06/08/26