

SALT LAKE CITY POLICE - PUBLIC SAFETY PLAN DASHBOARD

June 28, 2026

CITYWIDE CRIME YEAR-TO-DATE

January 1 - June 28, 2026

	Year-To-Date Change	% Change
Violent	-102 ▼	-12.7%
Property	-1,289 ▼	-24.5%
GRAND TOTAL	-1,391 ▼	-22.9%

06/29/26

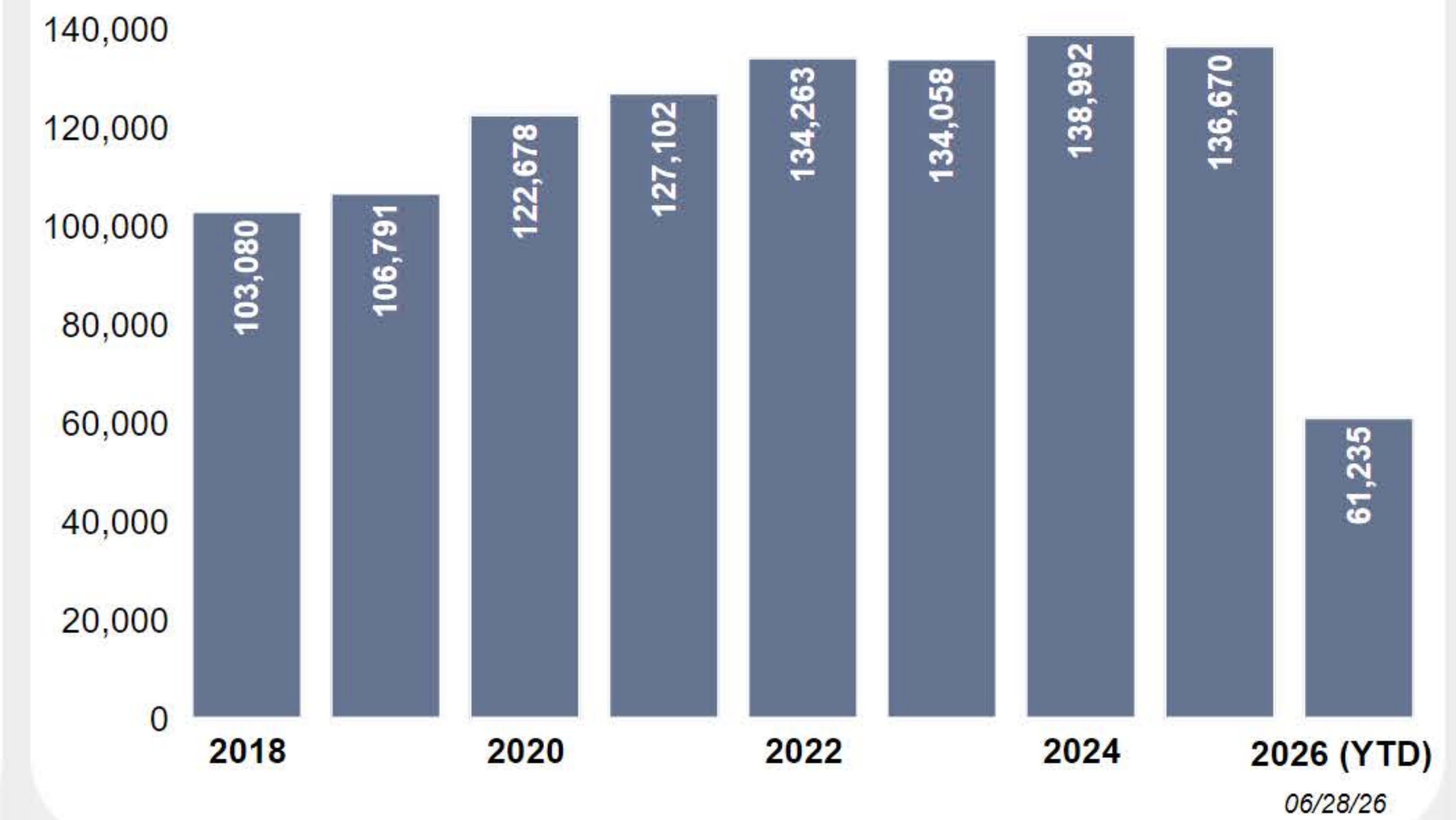
THREE-YEAR COMPARISON

January 1 - June 28, 2026

	Change Over 3-Yr Avg	% Change
Violent	-61.0 ▼	-8.0%
Property	-1,451 ▼	-26.7%
GRAND TOTAL	-1,512 ▼	-24.4%

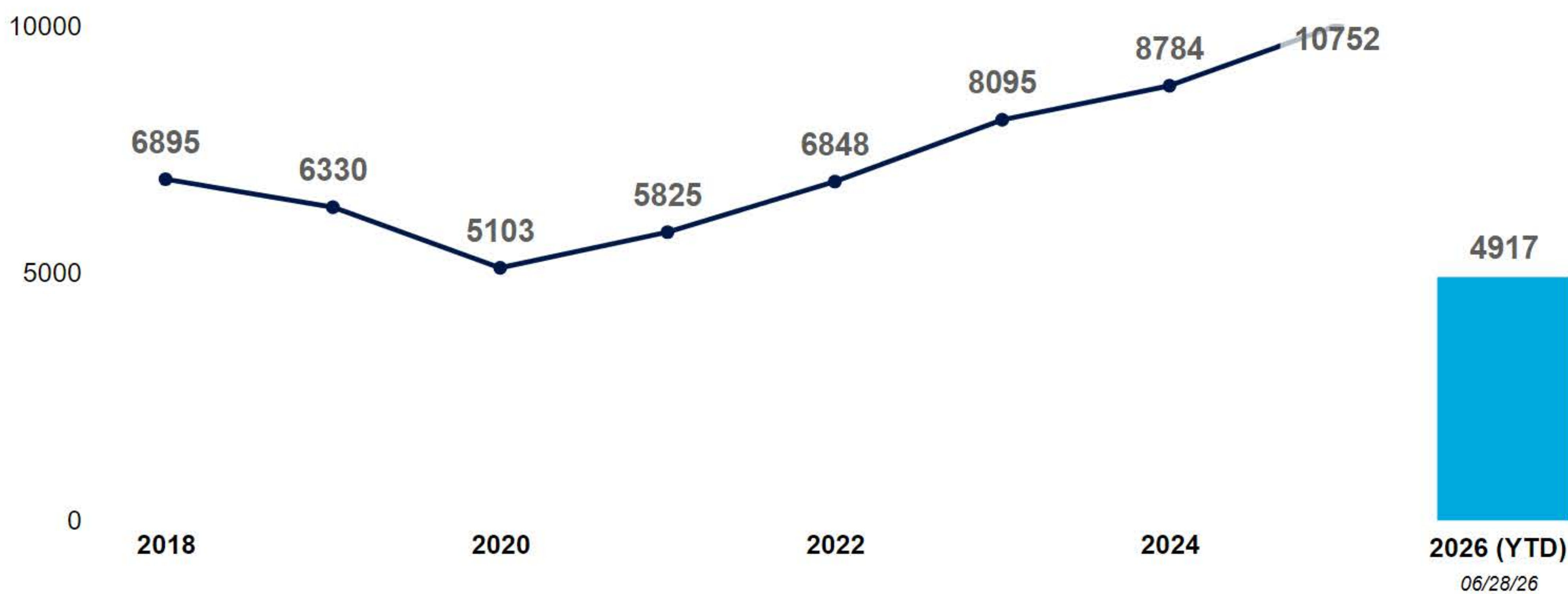
06/29/26

TOTAL CALLS FOR SERVICE



JAIL BOOKINGS

(This data can be delayed by 3-5 business days)



06/28/26

REPEAT OFFENDERS - TOP 5

YTD Rank	Current Approx. Age	Sex	Jail Bookings	Misd. Citations	Total
1	30	F	4	32	36
2	56	F	4	21	25
3	29	M	5	16	21
4	64	M	2	18	20
5 (tie)	39	F	2	17	19

06/28/26

OFFICER PROACTIVITY

42,747
▲ 16.5%
up from last year

06/28/26

BALLPARK FOCUS AREA

Calls for Service:
701

Jail Bookings:
125

Misdemeanor Citations:
93

06/28/26

MAIN STREET (DOWNTOWN) FOCUS AREA

Calls for Service:
1,225

Jail Bookings:
115

Misdemeanor Citations:
133

06/28/26

N TEMPLE/JORDAN RIVER TRAIL FOCUS AREA

Calls for Service:
6,095

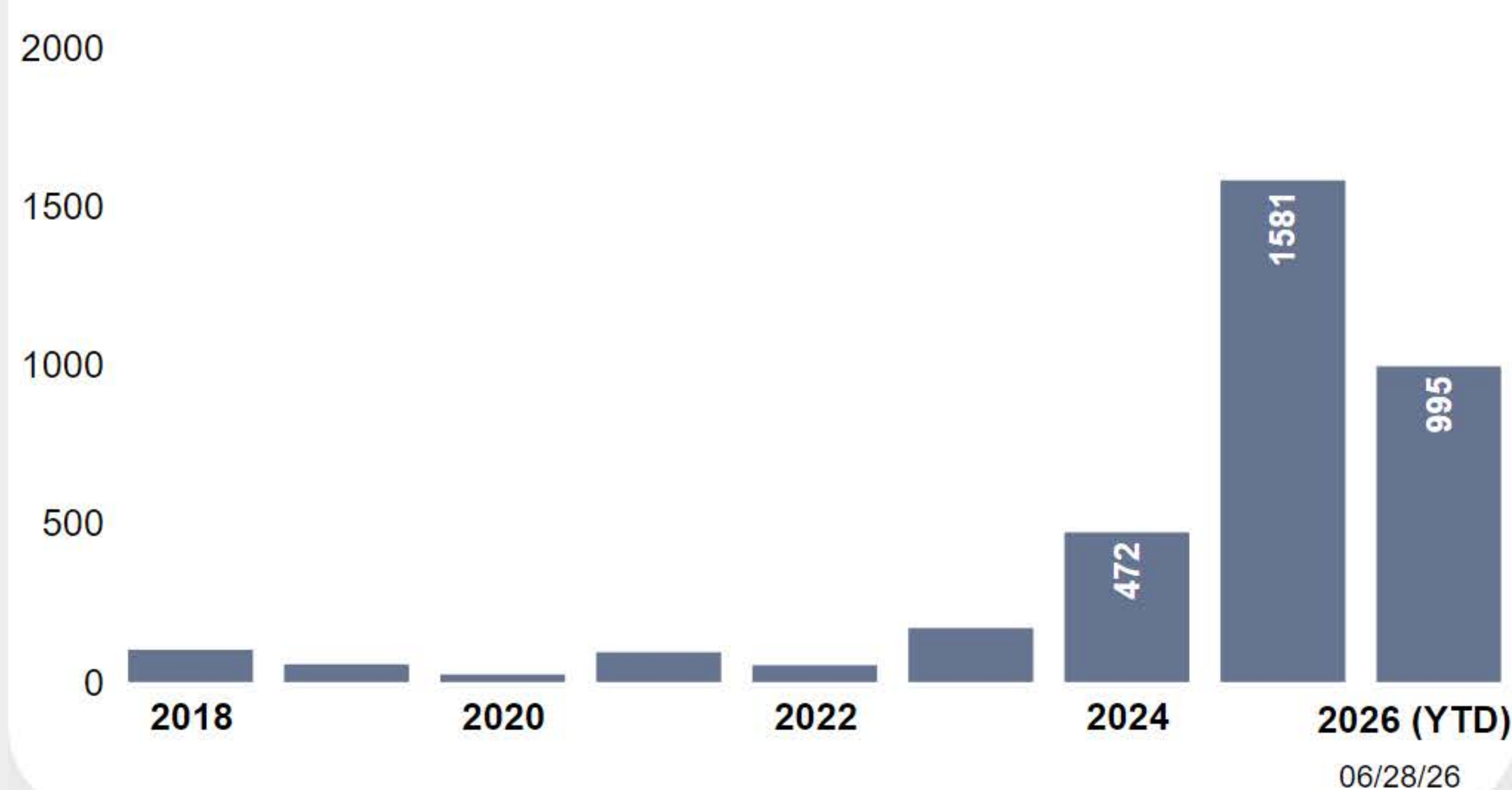
Jail Bookings:
760

Misdemeanor Citations:
662

06/28/26

NO CAMPING CITATIONS

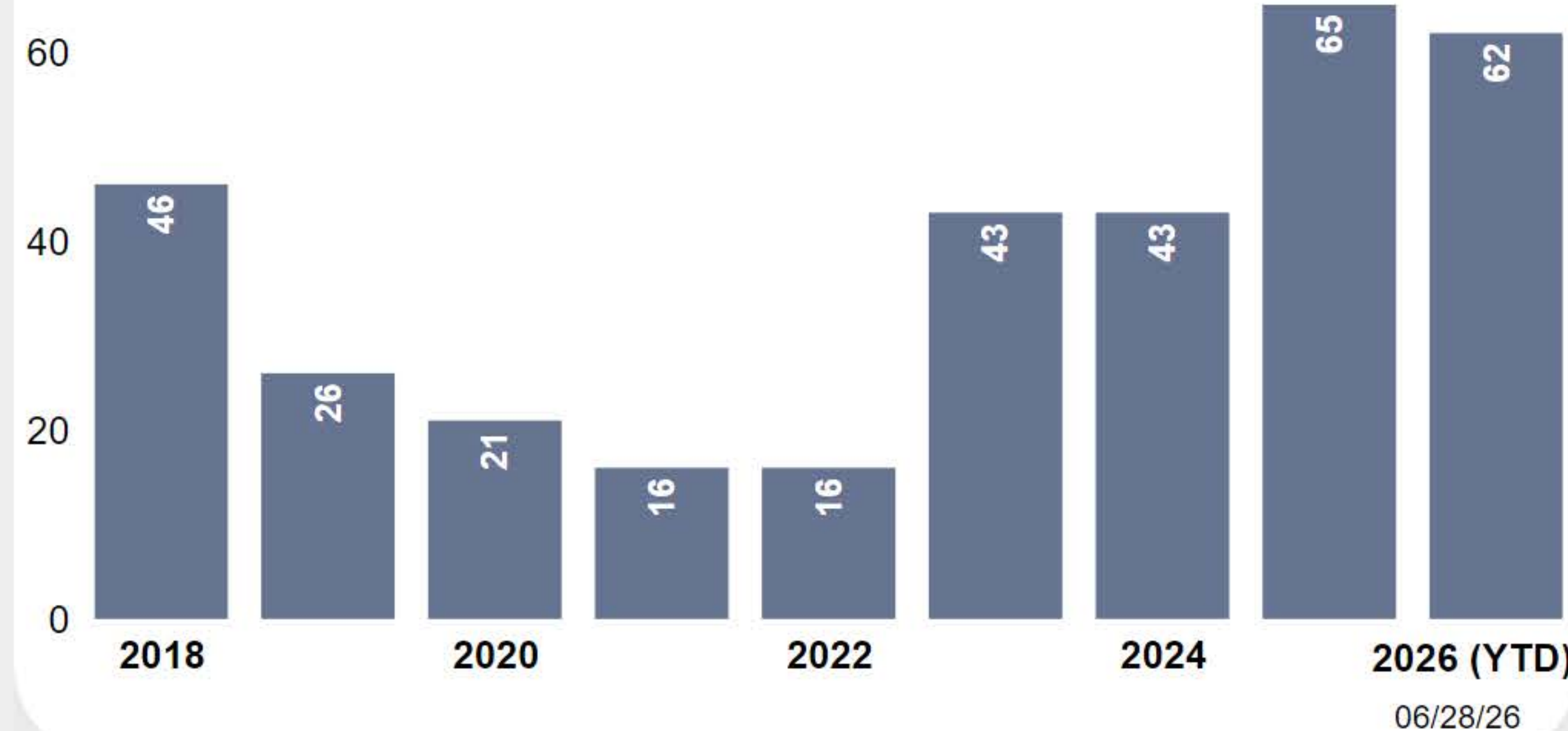
Citywide:



06/28/26

PEDESTRIAN PROHIBITED ACTIVITIES ON ROADWAY

Citywide:



06/28/26

DOWNTOWN SAFETY INITIATIVE UPDATE

Calls for Service:
11K

Jail Bookings:
1213

Misdemeanor Citations:
1663

06/29/26