

Temporary Outdoor Patio Process

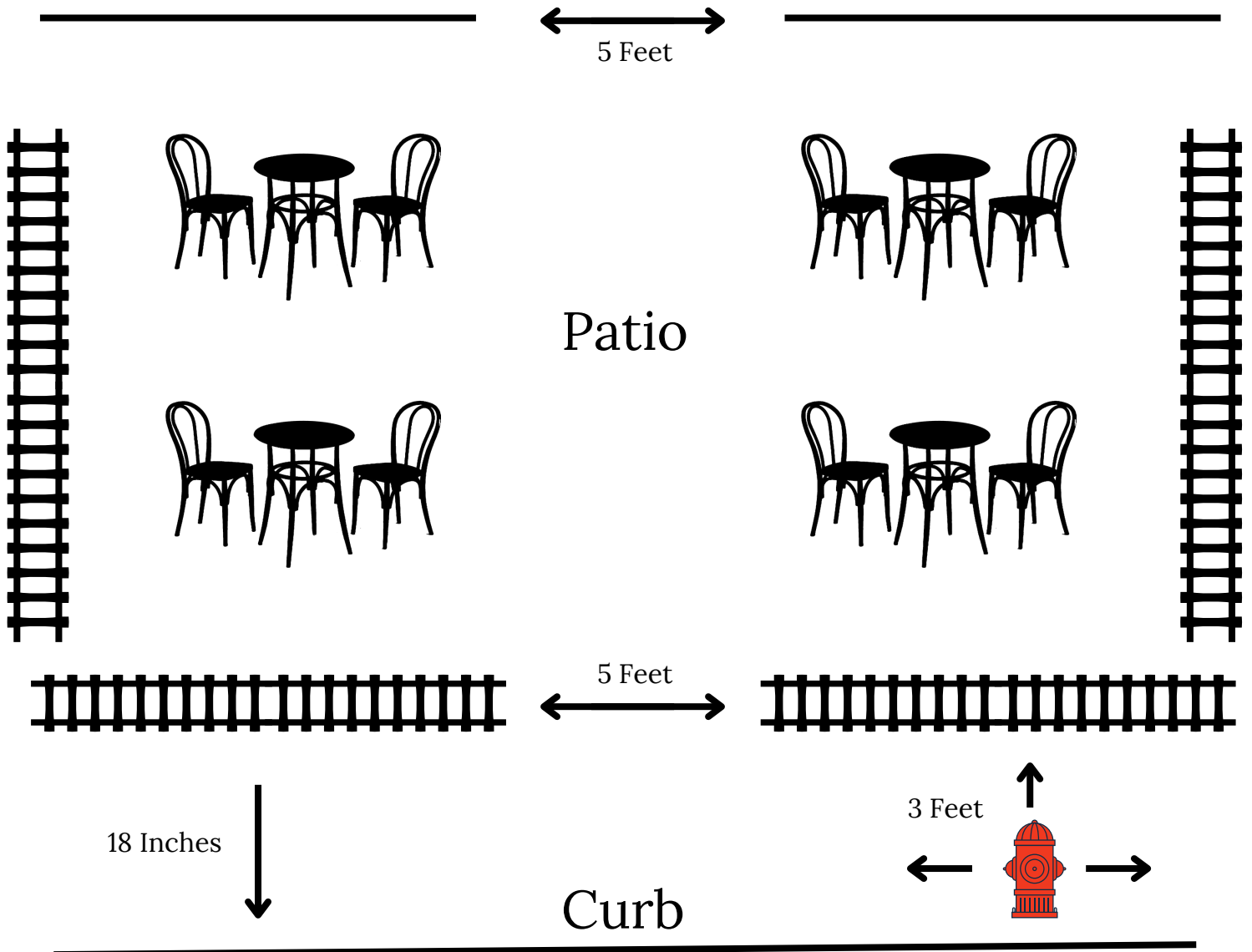
Salt Lake City & Department of Alcoholic Beverage Services (DABS)



<p>1 Read through all materials. All retail or patios on the sidewalk require a permit, ADA access, and enclosed patios if serving alcohol. ADA ramps can be rented by contacting Ibrahim Ramazani at Ibrahim.Ramazani@slcgov.com</p>	<p>2 Create dimensional site plan and elevation drawing to scale on 8 1/2 x 11 paper, include patio dimensions, table/chair location, and ADA ramp location (if needed).</p>
<p>3 If your outdoor dining patio will be on a City sidewalk, Apply for City Permit and DABS (if serving alcohol) extension of premise permits.</p>	<p>4 If outdoor dining patio is on private property, owned by someone other than the licensee, and serving alcohol, obtain a letter of consent from the property owner and include it in the DABS application.</p>
<p>5 In DABS and city permit application include certification of insurance and site plan</p>	<p>6 Submit City and DABS permits by September 1st</p>
<p>7 Receive City and DABS permit prior to event</p>	<p>8 Work with Salt Lake City point of contact: Ibrahim.Ramazani@slcgov.com</p>

Curbside Outdoor Dining Area

Restaurant Entrance

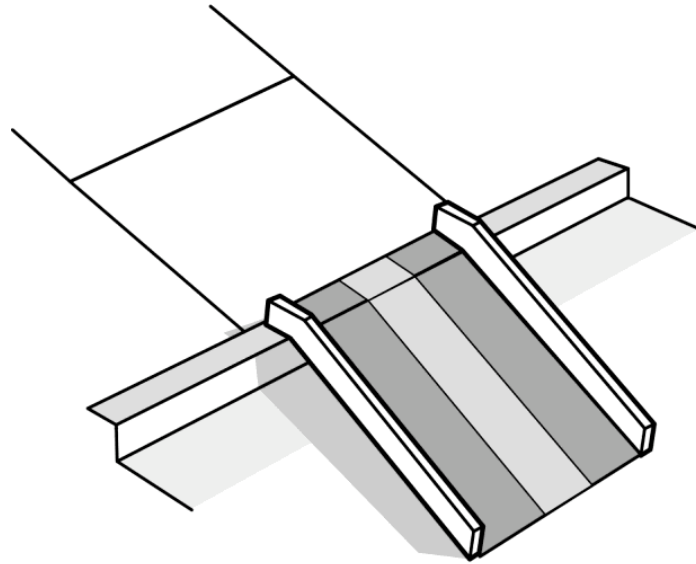


Site Plan Required Measurements:

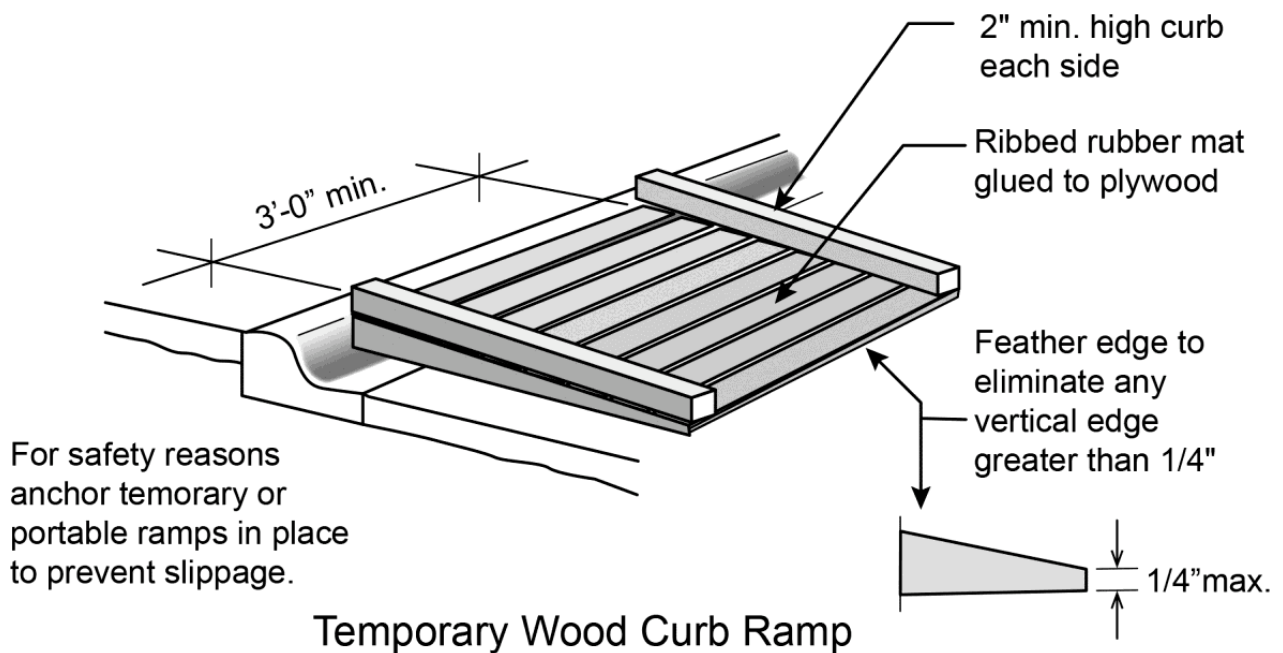
- Measure 5 Feet from building entrance to the curb and barricade.
- Measure 18 Inches from the curb. This is the beginning of your patio.
- Measure 3 Feet around all fire hydrants.
- Note all obstacles in your site plan.

Ramp Options

Americans with Disabilities Act (ADA)



Manufactured Portable Curb Ramp



ADA ramps can be rented by contacting Ibrahim Ramazani at Ibrahim.Ramazani@slcgov.com

(FAQ)

Frequently Asked Questions

What are the fees associated with an outdoor patio?

- During this special event, there is no additional cost to Salt Lake City for patio expansions.
- There is no additional cost to the DABS permit holder for obtaining an expansion to the existing permit premises
- All patio and ADA ramp costs are the business responsibility

What barriers do I need for outdoor dining areas?

- Barriers are required in outdoor dining areas that serve alcohol. Planters may be used.
- The height may not exceed 36 inches and the bottom of barrier must not exceed 27 inches above the sidewalk surface.
- Any fencing should be sturdy, freestanding, and removable at the end of each night.
- All patios must have ADA access

Where can my outdoor patio be?

- No outdoor business activities shall encroach upon any part of the sidewalk frontage of another property without written permission.
- Anything placed in the right-of-way must be removed at the close of business each day.
- All patios must have ADA access



For more permits & links visit our website using this QR Code or go to www.slc.gov/ed/open-streets-slc/

