


1. Click the link in the description to be redirected to the online course offered through FEMA.

Salt Lake City Emergency Management / Events / IS-100.C: Introduction to the Incident...

## IS-100.C: Introduction to the Incident Command System (Virtual)

Listed by Salt Lake City Emergency Management



Upload new image

Ongoing - No Set Dates

- Registration Open
- 498 Spots Remaining
- Volunteer/Service Opportunity

Home Imports People Discussions

Attended Add Import ...

### About

ICS 100, Introduction to the Incident Command System, introduces the Incident Command System (ICS) and provides the foundation for higher level ICS training. This course describes the history, features and principles, and organizational structure of the Incident Command System. It also explains the relationship between ICS and the National Incident Management System (NIMS).

This course is a requirement for some Affiliated CERT positions. Participants must complete the self-paced online course and upload the certificate of completion through Give Pulse by clicking "Register."

[IS-100.C Online Course](#)

### Location


Virtual/Remote

[Conference Link](#)

### Contacts

Tess Alexander  
[Message](#)

2. Complete the interactive web-based course and the final exam. You will need to make a Login.gov account and [register for a FEMA Student Identification \(SID\) account](#). **Remember the FEMA SID because you will need it to receive your certification.**



Emergency Management Institute

Enter Search Term(s):  Search

## IS-100.C: Introduction to the Incident Command System, ICS 100

Enter Keyword(s) or Course Code  Search IS

[Curso en Español](#)

### Course Date

6/25/2018

### Course Overview

ICS 100, Introduction to the Incident Command System, introduces the Incident Command System (ICS) and provides the foundation for higher level ICS training. This course describes the history, features and principles, and organizational structure of the Incident Command System. It also explains the relationship between ICS and the National Incident Management System (NIMS). The Emergency Management Institute developed its ICS courses collaboratively with:

- National Wildfire Coordinating Group (NWCG)
- U.S. Department of Agriculture
- United States Fire Administration's National Fire Programs Branch

### Course Objectives:

At the completion of this course, you should be able to:

**TAKE THIS COURSE**

[Interactive Web Based Course](#)

**CLASSROOM MATERIALS**

[Download Classroom Materials](#)

**FINAL EXAM**

[Take Final Exam Online](#)

**NOTICES**

Test questions are scrambled to protect test integrity

IS Home

IS Course List

Lista de cursos de español

NDEMU Student Portal

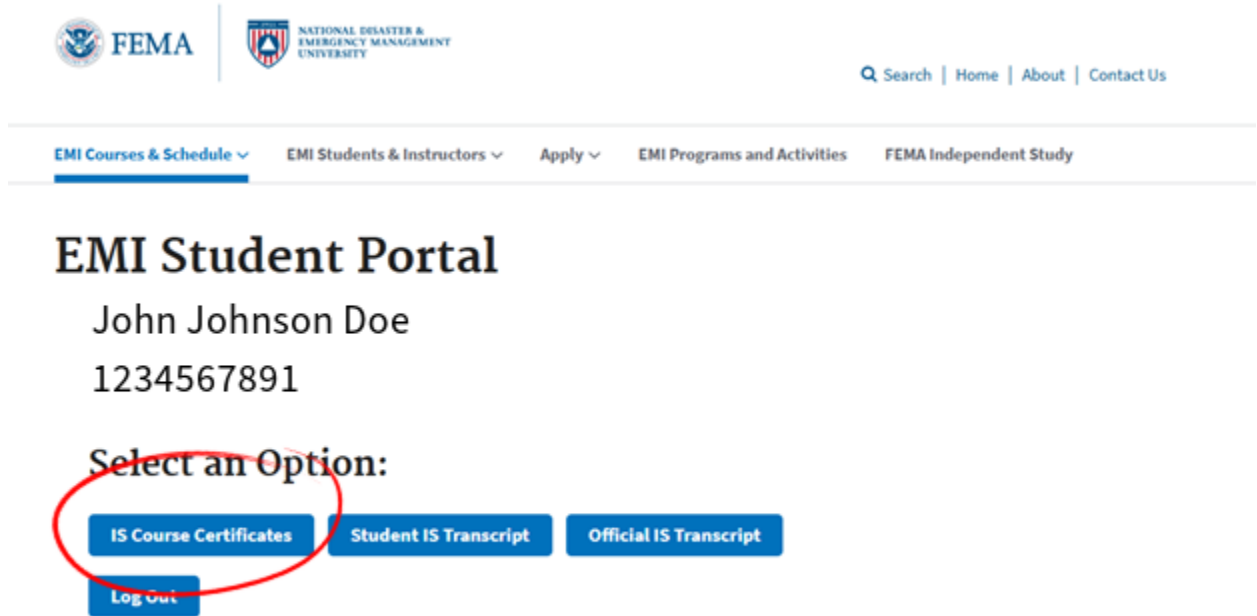
Register for a FEMA SID

Critical Infrastructure Security and Resilience

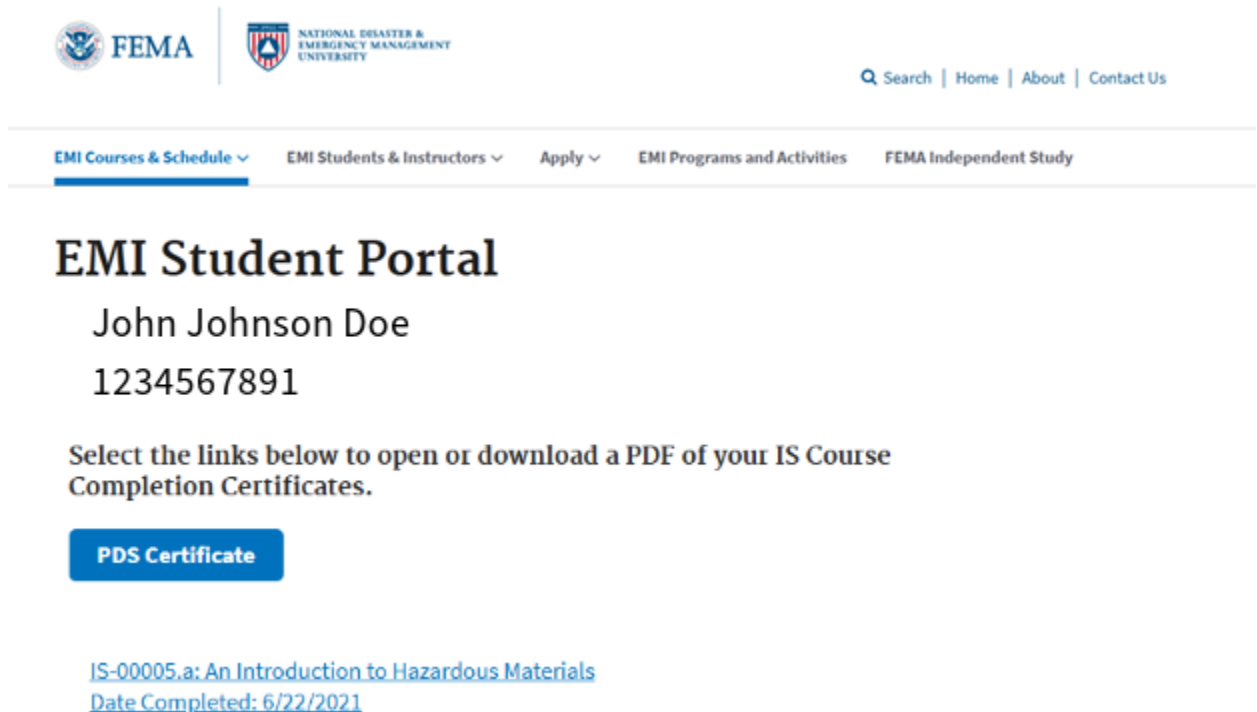
Active Shooter Targeted Violence and Mass Casualty Events Training

Curriculum

3. Once you have passed the exam, log into the EMI Student Portal and select “IS Course Certificates.”



4. Select the link of the course you completed, and it will automatically download a PDF of the certificate. **Ensure that your name is correct on this certificate.**



- Return to the course page on Give Pulse. Select “Add Impact.”

Salt Lake City Emergency Management / Events / IS-100.C: Introduction to the Incident...

## IS-100.C: Introduction to the Incident Command System (Virtual)

Listed by Salt Lake City Emergency Management



Upload new image

Ongoing - No Set Dates

- Registration Open
- 498 Spots Remaining
- Volunteer/Service Opportunity

Home Impacts People Discussions

Attend Add Impact ...

### About

ICS 100, Introduction to the Incident Command System, introduces the Incident Command System (ICS) and provides the foundation for higher level ICS training. This course describes the history, features and principles, and organizational structure of the Incident Command System. It also explains the relationship between ICS and the National Incident Management System (NIMS).

This course is a requirement for some Affiliated CERT positions. Participants must complete the self-paced online course and upload the certificate of completion through Give Pulse by clicking "Register."

[IS-100.C Online Course](#)

### Location

Virtual/Remote

[Conference Link](#)

### Contacts


 Tess Alexander  
[Message](#)

- Add the date you completed the course and the course length (found at bottom of course description on FEMA online course webpage). Click next.

Salt Lake City Emergency Management / IS-100.C: Introduction to the Incident Command System (Virtual) / Add Impact

## Add Impact

Track your community engagement

 IS-100.C: Introduction to the Incident Command System (Virtual)  
[Change](#)

- Details
- Share
- About your experience

### Impact Type & Measurement

[Switch to Timesheet](#)

Date Range

04/01/2025 – 04/02/2025

Time 2 hr

Hours and minutes


Next

7. Select “Salt Lake City CERT” as the group to share the Impact with. Click next.

Salt Lake City Emergency Management / IS-100.C: Introduction to the Incident Command System (Virtual) / Add Impact

## Add Impact

Track your community engagement

 IS-100.C: Introduction to the Incident Command System (Virtual)  
[Change](#)

- Details
- Share**
- About your experience

### Share

Share Groups

Select groups to share this impact with

Salt Lake City CERT


[← Back](#) [Next](#)

8. Upload your certificate in the “Add File” section. You may complete the Review or Personal Notes sections, but they are not required. Once the certification is uploaded, click “Add Impact” to complete the submission.

Salt Lake City Emergency Management / IS-100.C: Introduction to the Incident Command System (Virtual) / Add Impact

## Add Impact

Track your community engagement

 IS-100.C: Introduction to the Incident Command System (Virtual)  
[Change](#)

- Details
- Share
- About your experience**

### About your experience

#### Review, Reflection and Feedback

This will be publicly visible unless marked as private below. If private, only you and the organizers of the event/group will be able to view this.

0 Words

#### Attachments

Upload files associated with this impact. Photos, receipts, etc

[+ Add File](#)

#### Personal Notes

Personal notes are private and only viewable by you

0 Words

#### Rate Your Experience

☆☆☆☆☆

Make Private? \*

Private impacts are visible only to you and groups you share with

☐ No ☒ Yes

[← Back](#) [Add Impact](#)

9. Once submitted, the CERT Coordinator will review and verify your submission. When the submission is verified your account will be updated to reflect your training.