

## Salt Lake City HOME-ARP Allocation Plan

### Guidance

- To receive its HOME-ARP allocation, a PJ must:
  - Engage in consultation with at least the required organizations;
  - Provide for public participation including a 15-day public comment period and one public hearing, at a minimum; and,
  - Develop a plan that meets the requirements in the HOME-ARP Notice.
- To submit: a PJ must upload a Microsoft Word or PDF version of the plan in IDIS as an attachment next to the “HOME-ARP allocation plan” option on either the AD-26 screen (for PJs whose FY 2021 annual action plan is a Year 2-5 annual action plan) or the AD-25 screen (for PJs whose FY 2021 annual action plan is a Year 1 annual action plan that is part of the 2021 consolidated plan).
- PJs must also submit an SF-424, SF-424B, and SF-24D, and the following certifications as an attachment on either the AD-26 or AD-25 screen, as applicable:
  - Affirmatively Further Fair Housing;
  - Uniform Relocation Assistance and Real Property Acquisition Policies Act and Anti-displacement and Relocation Assistance Plan.
  - Anti-Lobbying;
  - Authority of Jurisdiction;
  - Section 3; and,
  - HOME-ARP specific certification

**Consultation**

Before developing its plan, a PJ must consult with the CoC(s) serving the jurisdiction’s geographic area, homeless and domestic violence service providers, veterans’ groups, public housing agencies (PHAs), public agencies that address the needs of the qualifying population, and public or private organizations that address fair housing, civil rights, and the needs of person with disabilities, at a minimum. State PJs are note required to consult with all PHAs (including statewide or regional PHAs) and CoCs serving the jurisdiction.

***Summarize the consultation process:***

This HOME-ARP Allocation Plan was prepared in consultation with agencies and service providers whose clientele include the HOME-ARP qualifying populations. A survey was provided to 79 entities (listed below) to identify unmet needs and gaps in facilities and services, as well as to solicit feedback from these agencies on identifying HOME-ARP eligible activities currently taking place in their jurisdiction.

<b>Organization</b>
Advantage Services
Alliance House
Asian Association of Utah
Assist Utah
Big Brothers Big Sisters Utah
Boys and Girls Club of Greater Salt Lake
Catholic Community Services
Catholic Diocese
Central Compassion Center / Central Church of the Nazarene
Clean Slate Utah
Columbus Center
Comunidades Unidas
Community Connection Center
Community Development Corporation of Utah
Continuum of Care
Crossroads Urban Center
Disability Law Center
Donated Dental
DWS
DWS Refugee Services
Family Promise
Family Support Center
First Step House
Fourth Street Clinic

Habitat for Humanity
House of Hope
Housing Authority of Salt Lake City
Housing Connect
International Rescue Committee
Journey of Hope
LDS Welfare and Humanitarian
Legal Aid Society of Salt Lake
Milestone Transitional Living Program
NAMI
Neighborhood House
NeighborWorks Salt Lake
Odyssey House
Olene Walker Housing Loan Fund
Orange Street
Pamela Atkinson
People Helping People
Peoples Legal Aid
Public Housing Authority
Rape Recovery Center
Rescue Mission and Rescue Haven
Sacred Circle
Salt Lake City HEART
Salt Lake County
Salt Lake Justice Courts
Salvation Army
Shelter the Homeless
SL County Aging Services
SLC Homeless Liaison
SLC Mission
Soap2Hope
South Valley Services
State Office of Homeless Services
The Haven (also referred to as Helping Hand Association)
The INN Between
The Other Side Academy
The Road Home
United Way of Salt Lake
University Neighborhood Partners
Utah AIDS Foundation
Utah Community Action
Utah Department of Corrections
Utah Department of Health and Human Services

Utah Domestic Violence Coalition
Utah Food Bank
Utah Homeless Management Information Systems
Utah Housing Coalition
Utah Legal Services
Utah Pride Center
Utahns Against Hunger
Valley Behavioral Health
Veterans Affairs SLC
VOA
West Valley City Housing Authority
YWCA

A cover letter explaining the purpose of the survey and the importance of each entity’s feedback, signed by representatives from Salt Lake City and Salt Lake County, was also sent with the survey. The survey was conducted from January 24, 2022, through February 25, 2022, with follow-up phone calls and e-mails sent to non-responsive entities after that time period. The survey response rate was approximately 42%. All CoCs, PHAs, Domestic Violence Service Providers, and Veteran Services responded to the survey. A brief summary of responding organizations and the comments received are shown in the table below.

***List the organization consulted, and summarize the feedback received from these entities.***

<b>Agency/Org consulted</b>	<b>Type of Agency/Org</b>	<b>Method of Consultation</b>	<b>Feedback</b>
Advantage Services, Inc.	Homeless Services, Veterans’ Group, Organization Serving People with disabilities	Survey	Highest unmet need is Homeless – Individual or Family.  Preferred use of funds is for the Creation of Affordable Rental Housing.
Alliance House	Homeless Services, Organization Serving Persons with Disabilities	Survey	Highest unmet need is At Risk of Homelessness.  Preferred use of funds is for the Creation of Affordable Rental Housing.  Greatest gaps in housing are truly affordable housing.
Soap2Hope	Homeless Services, Domestic and Other Violence Services	Survey	Highest unmet need is Fleeing, or Attempting to Flee (Domestic Violence, Dating violence,

			<p>Sexual Assault, Stalking, or Human Trafficking).</p> <p>Preferred use of funds is for Nonprofit Operating and Capacity Building Assistance.</p> <p>Greatest gaps in housing/shelter are safety, openings, crisis undisclosed shelter for victims. Shelters are understaffed and overwhelmed.</p> <p>We need HOME-ARP funding in areas where the population can access resources without barriers.</p>
Department of Workforce Services	Government Entity, Services for Low Income Families	Survey	<p>Highest unmet need is At Risk of Homelessness.</p> <p>Need available affordable housing.</p> <p>Preferred use of funding – Acquisition Development of Non-Congregate Shelter Units.</p>
Assist Inc.	Fair Housing Organization, Organization Serving Persons with Disabilities	Survey	<p>Highest unmet need is At Risk of Homelessness.</p> <p>Preferred use of funding is for the Creation of Affordable Rental Housing.</p> <p>Greatest gap in services is permanent supportive services and case management for persons experiencing homelessness.</p>
Family Support Center	Homeless Services, Domestic and Other Violence Services	Survey	<p>Highest unmet need is Homeless – Individual and Family.</p> <p>Preferred use of funding is for Nonprofit Operating and Capacity Building Assistance.</p> <p>Greatest gap in housing/shelter is for family sober living. Greatest</p>

			gap in services is mental health care providers.
Journey of Hope, Inc.	Homeless Services, Domestic and Other Violence Services, organization Serving Persons with Disabilities.	Survey	<p>Highest unmet need is At Risk of Homelessness.</p> <p>Preferred use of funding is for the Creation of Affordable Rental Housing.</p> <p>Greatest gap in housing/shelter is not enough DV/SA trafficking beds on the Wasatch Front.</p>
Family Promise Salt Lake	Homeless Services	Survey	<p>Highest unmet need is Homeless – Individual or Family.</p> <p>Preferred use of funding is for Nonprofit Operating and Capacity Building Assistance.</p>
Housing Authority of Salt Lake City	Homeless Services, Domestic and Other Violence Services, Veterans' Group, Fair Housing Organization, Organization Serving Persons with Disabilities	Survey	<p>Highest unmet need is At Risk of Homelessness.</p> <p>Preferred use of funds is for Nonprofit Operating and Capacity Building Assistance.</p> <p>The greatest gap to housing/shelter is affordable accessible housing with limited qualifying restrictions.</p>
State of Utah, Office of Homeless Services	Government Entity	Survey	<p>Highest unmet need is Homeless-Individual or Family.</p> <p>Preferred use of funds is for Acquisition / Development of Non-Congregate Shelter Units.</p>
YWCA Utah	Homeless Services, Domestic and Other Violence Services	Survey	<p>Highest unmet need is Fleeing, or Attempting to Flee (Domestic Violence, Dating Violence, Sexual Assault, Stalking, or Human Trafficking).</p> <p>Preferred use of funds is for Nonprofit Operating and Capacity Building Assistance.</p>

Utah Community Action	Homeless Services	Survey	<p>Highest unmet need is Fleeing, or Attempting to Flee (Domestic Violence, Dating Violence, Sexual Assault, Stalking, or Human Trafficking).</p> <p>Preferred use of funds is for the Creation of Affordable Rental Housing.</p>
The Road Home	Homeless Services	Survey	<p>Highest unmet need is Homeless-Individual or Family.</p> <p>Preferred use of funds is for the Creation of Affordable Rental Housing.</p> <p>Greatest gap in housing/shelter is the extreme lack of deeply affordable housing stock. This deficit leads to reduced shelter outflow and means we are able to serve fewer people with emergency shelter and housing.</p>
Fourth Street Clinic	Homeless Services, Healthcare Provider	Survey	<p>Highest unmet need is Homeless - Individual or Family.</p> <p>Preferred use of funds is for the Acquisition / Development of Non-Congregate Shelter Units.</p>
Asian Association of Utah	Refugee & Immigrant Service Provider	Survey	<p>Highest unmet need is At Risk of Homelessness.</p> <p>Preferred use of funds is for the Creation of Affordable Rental Housing.</p>

<p>First Step House</p>	<p>Homeless Services, Veterans' Group, Substance Use Disorder and Mental Health Treatment</p>	<p>Survey</p>	<p>Highest unmet need is Homeless - Individual or Family.</p> <p>Preferred use of funds is for the Creation of Affordable Rental Housing. Many of the homeless and chronically homeless concurrently struggle with co-occurring and chronic mental health conditions that will not ever resolve. Our systems must realign to support these individuals over long periods of time, in some cases indefinitely.</p>
<p>Veterans Affairs SLC</p>	<p>Veteran Services</p>	<p>Survey</p>	<p>Highest unmet need is Homeless - Individual or Family.</p> <p>Preferred use of funds is for the Creation of Affordable Rental Housing.</p> <p>Greatest gaps in needed housing/shelter are in the aging population - over age 55. We are seeing an alarming rate of seniors being displaced from their homes. They do not have the ability to increase their income based on their age. We need more affordable senior housing.</p>
<p>Disability Law Center</p>	<p>Civil Rights Organization, Fair Housing Organization, Organization Serving Persons with Disabilities</p>	<p>Survey</p>	<p>Highest unmet need is At Risk of Homelessness.</p> <p>Preferred use of funds is for Supportive Services.</p>



Rape Recovery Center	Domestic and Other Violence Services	Survey	<p>Highest unmet need is Homeless - Individual or Family.</p> <p>Preferred use of funds is for Nonprofit Operating and Capacity Building Assistance. Non-profit organizations need capacity building dollars.</p>
Crossroads Urban Center	Homeless Services	Survey	<p>Highest unmet need is At Risk of Homelessness.</p> <p>Preferred use of funds is for the Creation of Affordable Rental Housing. Focus on deeply targeted affordable housing and PSH.</p>
Helping Hand Association - DBA The Haven	Homeless Services, Organization Serving Persons with Disabilities	Survey	<p>Highest unmet need is Homeless - Individual or Family.</p> <p>Preferred use of funds is for Supportive Services.</p>
The INN Between	Homeless Services	Survey	<p>Highest unmet need is Homeless - Individual or Family.</p> <p>Preferred use of funds is for the Creation of Affordable Rental Housing.</p> <p>Greatest gap in housing/shelter is access to appropriate services to obtain the very limited housing available. Lack of seasonal shelters.</p>

Utah Domestic Violence Coalition	Domestic and Other Violence Services	Survey	<p>Highest unmet need is At Risk of Homelessness.</p> <p>Preferred use of funds is for Acquisition / Development of Non-Congregate Shelter Units.</p> <p>Greatest gap in needed services is flexible funding to help remove barriers for survivors of violence to gain access to housing or maintain their current housing.</p>
Neighborworks of Salt Lake	Low-Income Home Buyer Assistance	Survey	<p>Highest unmet need is Fleeing, or Attempting to Flee (Domestic Violence, Dating Violence, Sexual Assault, Stalking, or Human Trafficking).</p> <p>Preferred use of funds is to create Affordable Rental Housing.</p> <p>Greatest gap in needed services is for mental health, substance abuse, affordable healthcare access in general.</p>
Salt Lake Valley Habitat for Humanity	Low-Income Home Buyer Assistance	Survey	<p>Highest unmet need is Families seeking stable housing.</p> <p>Preferred use of funds is to create Affordable Rental Housing.</p>
Clean Slate Utah	Low Income Legal Services	Survey	<p>Highest unmet need is At Risk of Homelessness.</p> <p>Preferred use of funds is to create Affordable Rental Housing.</p>

211/United Way of SLC	Homeless Services, Domestic and Other Violence Services, Civil Rights Organization, Organization Serving Persons with Disabilities	Survey	<p>Highest unmet need is Homeless - Individual or Family.</p> <p>Preferred use of funds is for Tenant-Based Rental Assistance (TBRA).</p> <p>The greatest gap in housing/shelter is tenant choice housing vouchers that reflect current cost of local average rent and not based on prior year domestic rent values. Also, the aging population is rapidly facing homelessness due to fixed income/retirement no longer keeping pace with senior housing voucher values.</p>
Salt Lake City Mission	Homeless Services, Food Pantry for Families in Need	Survey	<p>Highest unmet need is Homeless - Individual or Family.</p> <p>Preferred use of funds is for Supportive Services.</p>

<p>Department of Health and Human Services</p>	<p>Government Entity</p>	<p>Survey</p>	<p>Highest unmet need is At Risk of Homelessness.</p> <p>Preferred use of funds is for Tenant-Based Rental Assistance (TBRA).</p> <p>The greatest gaps in needed housing/shelter are too many restrictive conditions and definitions. Hard to find information on certain programs and website information being incorrect with no response to inquiry's online about programs by staff. We do not have enough special housing programs with services for people with disabilities.</p>
<p>Shelter the Homeless</p>	<p>Homeless Services</p>	<p>Survey</p>	<p>Highest unmet need is Homeless - Individual or Family.</p> <p>Preferred use of funds is for the Creation of Affordable Rental Housing.</p> <p>Greatest gap in housing/shelter is deeply affordable housing, non-congregate shelter. Greatest gap in services is in case management and medical support.</p>
<p>West Valley City Housing Authority</p>	<p>Housing Authority</p>	<p>Survey</p>	<p>Highest unmet need is Homeless - Individual or Family.</p> <p>Preferred use of funds is for Tenant-Based Rental Assistance (TBRA).</p> <p>Greatest gap in housing/shelter is the lack of affordable, safe, and decent rental units.</p>

Public Housing Authority DBA Housing Connect	Homeless Services / Housing Authority	Survey	<p>Highest unmet need is Homeless - Unaccompanied Youth under 25 Years of Age.</p> <p>Preferred use of funds is for the Creation of Affordable Rental Housing.</p> <p>Greatest gap in housing/shelter is deeply affordable housing. Greatest gap in services is supportive services that focus on housing retention.</p>
Salt Lake City and Salt Lake County CoC - Salt Lake Valley Coalition to End Homelessness	Homeless Services / Government Entity	Survey	<p>Highest unmet need is Homeless - Individual or Family.</p> <p>Preferred use of funds is for the Creation of Affordable Rental Housing.</p> <p>Greatest gap is housing - 2,950 housing units now and 1,400 additional units annually. Shelter - 450+ overflow shelter beds. Greatest gap in services is in case management and behavioral health.</p>

**Public Participation**

PJs must provide for and encourage citizen participation in the development of the HOME-ARP allocation plan. Before submission of the plan, PJs must provide residents with reasonable notice and an opportunity to comment on the proposed HOME-ARP allocation plan of **no less than 15 calendar days**. The PJ must follow its adopted requirements for “reasonable notice and an opportunity to comment” for plan amendments in its current citizen participation plan. In addition, PJs must hold **at least one public hearing** during the development of the HOME-ARP allocation plan and prior to submission.

For the purposes of HOME-ARP, PJs are required to make the following information available to the public:

- The amount of HOME-ARP the PJ will receive,
- The range of activities the PJ may undertake

***Describe the public participation process, including the information about and the dates of the public comment period and public hearing(s) held during the development of the plan:***

- ***Public comment period:*** *start date* - Click or tap to enter a date. *end date* – Click or tap to enter a date.
- ***Public Hearing:*** Click or tap to enter a date.

Public comment will be held during the development of the plan the above days. All comments will be included in the final allocation plan.

*Describe any efforts to broaden public participation:*

Notice of the public hearing will be posted in the local newspaper, online at Salt Lake City's webpage, and through the City Council postings.

A PJ must consider any comments or views of residents received in writing, or orally at a public hearing, when preparing the HOME-ARP allocation plan.

***Summarize the comments and recommendations received through the public participation process.***

This section will be completed after the public participation process.

***Summarize any comments or recommendations not accepted and state the reasons why:***

This section will be completed after the public participation process.

### **Needs Assessment and Gaps Analysis**

PJS must evaluate the size and demographic composition of qualifying populations within its boundaries and assess the unmet needs of those populations. In addition, a PJ must identify any gaps within its current shelter and housing inventory as well as the services delivery system. A PJ should use current data, including point in time count, housing inventory count, or other data available through CoCs, and consultations with service providers to quantify the individuals and families in the qualifying populations and their need for additional housing, shelter, or services. The PJ may use the optional tables provided below and/or attach additional data tables to this template.

## Homeless Needs Inventory and Gap Analysis Table

Homeless													
	Current Inventory					Homeless Population				Gap Analysis			
	Family		Adults Only		Vets	Family HH (at least 1 child)	Adult HH (w/o child)	Vets	Victims of DV	Family		Adults Only	
	# of Beds	# of Units	# of Beds	# of Units*	# of Beds					# of Beds	# of Units	# of Beds	# of Units
Emergency Shelter	483	47	862	Not Avail.	0								
Transitional Housing	226	60	136	Not Avail.	80								
Permanent Supportive Housing	1,155	333	1,394	Not Avail.	622								
Other Permanent Housing						0	0	0	0				
Sheltered Homeless						634	1,055	73	329				
Unsheltered Homeless						0	268	7	26				
<b>Current Gap</b>										1,230	Not Avail.	1,069	Not Avail.

**Suggested Data Sources:** 1. Point in Time Count (PIT); 2. Continuum of Care Housing Inventory Count (HIC); 3. Consultation  
\*# of Units was only reported for families

Source: HIC and PIT (2020)

## Housing Needs Inventory and Gap Analysis Table

Non-Homeless			
	Current Inventory	Level of Need	Gap Analysis
	# of Units	# of Households	# of Households
Total Rental Units	42,179		
Rental units Affordable to HH at 30% AMI (At-Risk of Homelessness)	4,745		
Rental units Affordable to HH at 50% AMI (At-Risk of Homelessness)	14,850		
0%-30% AMI Renter HH w/ 1 or more severe housing problems (At-Risk of Homelessness)		6,555	
30%-50% AMI Renter HH w/1 or more severe housing problems (other populations)		2,380	
<b>Current Gaps</b>			8,935

**Suggested Data Sources:** 1. American Community Survey (ACS); 2. Comprehensive Housing Affordability Strategy (CHAS)

Source: CHAS (2014-2018)

***Describe the size and demographic composition of qualifying population within the PJ's boundaries:***

Within the boundaries of Salt Lake City, we have the following data regarding the HOME-ARP qualifying populations:

1,958 people met the HUD definition of Homeless, residing in local shelters, transitional housing, or unsheltered during the HUD 2020 Point in Time Count.

As shown in the table above. There are 7 unsheltered homeless veterans and 73 sheltered homeless veterans. There are 26 unsheltered victims of domestic violence and 329 sheltered victims of domestic violence.

Other data received, including 2021 Fall Point in Time Counts indicate an increase in homelessness during the Covid-19 pandemic. The data shows that during Covid-19 unsheltered counts increased significantly. In 2021, the unsheltered PIT count represented approximately 17% of the homeless population. Further, approximately 18% of the homeless population avoided access to shelters due to Covid-19. In addition, the number of unsheltered individuals from 2019-2020 increased by 39% while the overall homeless population only increased by 6.3%.

	2018	2019	2020	2021 Fall
Unsheltered	136	193	268	306
Sheltered	1668	1651	1690	1502
Total	1804	1844	1958	1808

*Source: Salt Lake City/Salt Lake County PIT*

Of concern is the fact that unsheltered unaccompanied youth increased by 121% between 2019 and 2020, although fortunately showing some decrease in 2021.

Population	2018	2019	2020	2021 Fall
Persons in Households with Adult(s) and Child(ren)	-	-	-	4
Persons in Households with Only Children	1	-	-	-
Persons in Households with Only Adults	135	193	268	302
Chronically Homeless Individuals	44	86	120	91
Veterans	7	12	7	15
Unaccompanied Youth	9	19	42	8
Persons with HIV	5	1	6	5

*Source: Salt Lake City/Salt Lake County PIT*

According to the 2020 Point in Time Count, the largest demographic of those experiencing homelessness are those people who identify as White at 71%; the second largest demographic are people who identify as Black at 13%. In addition, people identifying as American Indian or



Alaska Native represent 5%; Pacific Islanders represent 3%; Asians represent 1%; and multiple races represent 7%.

***Describe the unmet housing and service needs of qualifying populations, including but not limited to:***

- ***Sheltered and unsheltered homeless populations;***
- ***Those currently housed populations at risk of homelessness;***
- ***Other families requiring services or housing assistance to prevent homelessness; and,***
- ***Those at greatest risk of housing instability or in unstable housing situations.***

#### Sheltered and unsheltered homeless populations

The total number of emergency shelter beds in Salt Lake City are 1,349 (HIC, 2020). As shown in the table above, the number of homeless individuals is 1,958 (PIT, 2020). This indicates a shortage in emergency shelter beds versus homeless individuals. In addition, 4,166 people became homeless for the first time in 2020.

#### Currently housed populations at risk of homelessness

According to 2014-2018 CHAS data, approximately 76% of the City's cost-burdened households are renters and 60% are severely cost-burdened. This increases the risk of homelessness for those that are trying to maintain their current housing as house prices and rental rates continue to surge at an alarming pace. Median rent in Salt Lake City has increased by nearly 75% from 2000-2019 (2015-2019 ACS 5-Year Estimates). Close to 84% of survey respondents indicated development of rental housing is extremely important to qualifying populations. In addition, 97% stated permanent housing should be expanded to meet the needs of qualifying populations.

#### Other families requiring services or housing assistance to prevent homelessness

The pandemic has also created hardships for many families and individuals. The loss of jobs due to illness, quarantine, and business closures has added additional hardship on vulnerable populations. During the consultation process, service providers indicated an increased need in services, including hotline calls, request for shelter, case management and housing supports. Furthermore, the aging population was identified in the survey as being at risk of being displaced from their homes due to rental increases and the lack of affordable housing options at their fixed income levels.

Services are also severely lacking for qualified populations. Service providers are seeing greater numbers of individuals seeking out services for mental health, rental assistance, counseling, eviction prevention, medical care, and other supports in place to assist an individual with housing stability. Nearly 89% of survey respondents stated homelessness prevention services should be expanded in the regional area to support qualifying populations. The pandemic has created a shortage of front-line workers and staff to offer support to those in need of these services, which creates further delays and complications for those individuals waiting for assistance.

Those at greatest risk of housing instability or in unstable housing conditions

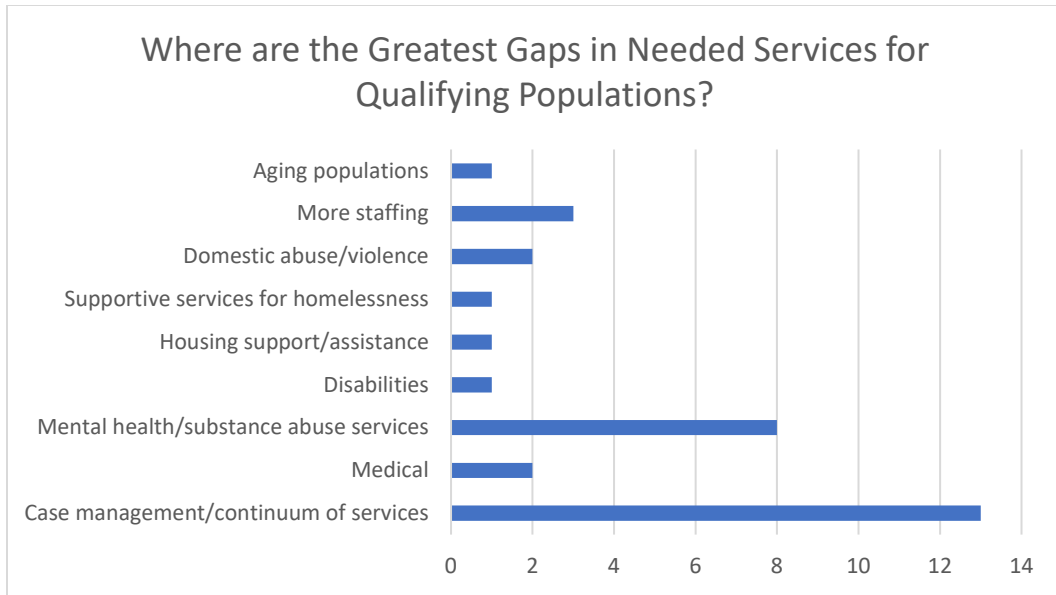
In the consultation survey, respondents identified lower-income renters and the elderly as especially vulnerable to housing instability due to rising rents and home prices. In conjunction with job losses and unemployment due to the pandemic, as well as a reliance by the elderly on fixed incomes, there is an increasing gap between incomes and housing costs.

***Identify and consider the current resources available to assist qualifying populations, including congregate and non-congregate shelter units, supportive services, TBRA, and affordable and permanent supportive rental housing:***

According to the 2020 HIC report, the current resources in Salt Lake City to meet the needs of qualifying populations are as follows: 4,915 total year-round beds which include, 1,712 of emergency, safe haven and transitional housing beds, and 3,203 of permanent housing beds which include permanent supportive housing, rapid re-housing, and other permanent housing. The HOME-ARP funds will help to provide even greater resources for individuals trying to access emergency shelter, supportive rental housing, and supportive services. In addition, as reflected in the consultation process, the need for affordable housing is a high priority to service providers and government entities.

***Identify any gaps within the current shelter and housing inventory as well as the service delivery system:***

As discussed in the sections above, the number of unsheltered homeless individuals has increased by 39% from 2019-2020. According to survey respondents, nearly 54% indicated a gap in affordable housing inventory in the regional area. This is also shown in the 2014-2018 CHAS data. As stated multiple times throughout the consultation process, the need for services has increased and access to these services has become cumbersome for qualifying populations. In addition to limiting barriers to access these services, service providers are in need of qualified staff to assist with providing services and support. As shown in the graph below, survey respondents stated there is a gap in case management services for qualifying populations.

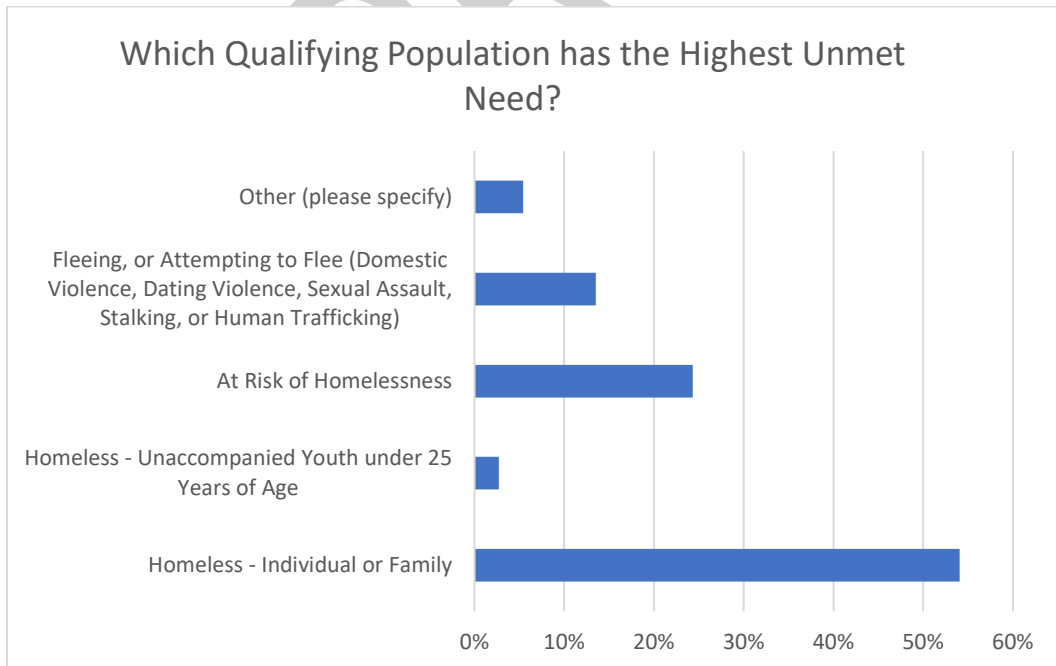


***Identify the characteristics of housing associated with instability and an increase of homelessness if the PJ will include such conditions in its definition of “other populations” as established in the HOME-ARP Notice:***

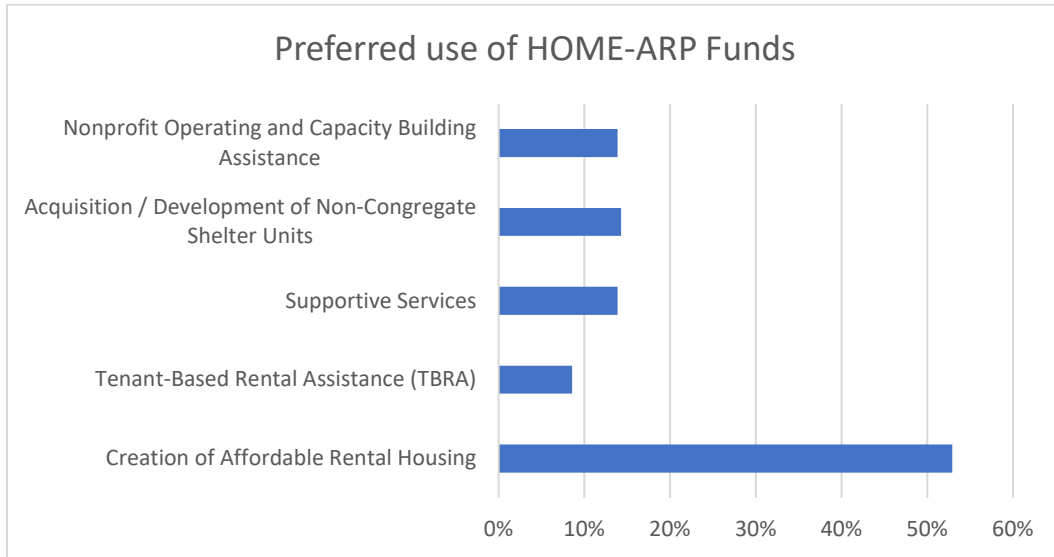
Not applicable.

***Identify priority needs for qualifying populations:***

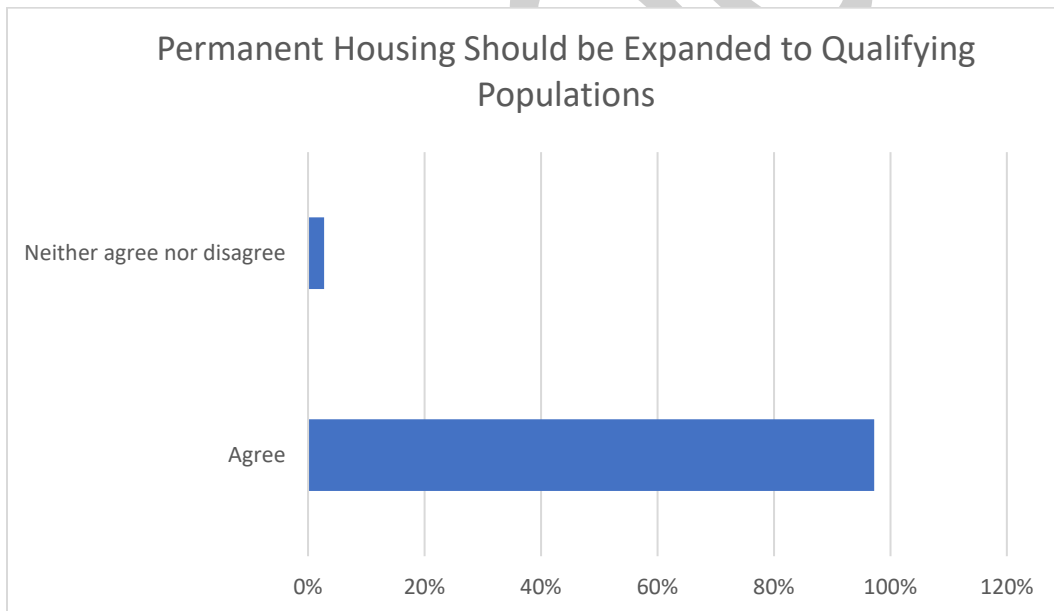
As indicated by the survey results and shown in the graph below, the qualifying population with the highest unmet need is homeless individual or family at 54.04%.



Next, when asked to rank the preferred use of HOME-ARP funds for qualifying populations, the creation of affordable rental housing ranked the highest with 52.94%.



In addition, when asked whether permanent housing should be expanded to qualifying populations, 97.22% strongly agreed/agreed with the statement.



Lastly, when survey respondents commented on any other areas related to the eligible use of HOME-ARP that should be considered as a funding priority, 53.57% indicated housing, of those who indicated housing, the following specific types of housing were mentioned:

- Deeply targeted affordable housing – 20%
- Senior housing – 13%
- Long-term housing – 13%
- Supportive housing – 6%

- Non-congregate housing – 6%
- Sustainable housing – 6%

To summarize, the data and survey results conclude the qualifying population with the greatest unmet need is homeless individual or family and the priority need suggests affordable housing should be expanded within the regional area.

***Explain how the level of need and gaps in its shelter and housing inventory and service delivery systems based on the data presented in the plan were determined.***

The methodology used in the creation of this HOME-ARP Allocation Plan were derived from various sources, including 2020 and 2021 (Fall) PIT, 2020 HIC, 2014-2018 CHAS, U.S. Census Bureau 2015-2019 ACS 5-Year Estimates and through the consultation process with service providers and government entities.

### **HOME-ARP Activities**

***Describe the method for soliciting applications for funding and/or selecting developers, service providers, subrecipients and/or contractors and whether the PJ will administer eligible activities directly:***

This section will be completed after the public participation process.

***If any portion of the PJ’s HOME-ARP administrative funds were provided to a subrecipient or contractor prior to HUD’s acceptance of the HOME-ARP allocation plan because the subrecipient or contractor is responsible for the administration of the PJ’s entire HOME-ARP grant, identify the subrecipient or contractor and describe its role and responsibilities in administering all of the PJ’s HOME-ARP program.***

Not Applicable.

PJs must indicate the amount of HOME-ARP funding that is planned for each eligible HOME-ARP activity type and demonstrate that any planned funding for nonprofit organization operating assistance, nonprofit capacity building, and administrative costs is within HOME-ARP limits.

### **Use of HOME-ARP Funding**

	<b>Funding Amount</b>	<b>Percent of the Grant</b>	<b>Statutory Limit</b>
Supportive Services	\$ #		
Acquisition and Development of Non-Congregate Shelters	\$ #		
Tenant Based Rental Assistance (TBRA)	\$ #		
Development of Affordable Rental Housing	\$ #		

Non-Profit Operating	\$ #	# %	# %
Non-Profit Capacity Building	\$ #	# %	# %
Administration and Planning	\$ #	# %	# %
<b>Total HOME ARP Allocation</b>	<b>\$ #</b>		

***Additional narrative, if applicable:***

HOME ARP Activities and Funding will be completed after public comment process.

***Describe how the characteristics of the shelter and housing inventory, service delivery system, and the needs identified in the gap analysis provided a rationale for the plan to fund eligible activities:***

This section will be completed after the public participation process.

**HOME-ARP Production Housing Goals**

***Estimate the number of affordable rental housing units for qualifying population that the PJ will produce or support with its HOME-ARP allocation:***

This section will be completed after the public participation process.

***Describe the specific affordable rental housing production goal that the PJ hopes to achieve and describe how it will address the PJ’s priority needs:***

This section will be completed after the public participation process.

**Preferences**

***Identify whether the PJ intends to give preference to one or more qualifying populations or a subpopulation within one or more qualifying populations for any eligible activity or project:***

- Preferences cannot violate any applicable fair housing, civil rights, and nondiscrimination requirements, including but not limited to those requirements listed in 24 CFT 5.105(a).
- PJs are not required to describe specific projects to which the preferences will apply.

This section will be completed after the public participation process.

***If a preference was identified, explain how the use of a preference or method of prioritization will address the unmet need or gap in benefits and services received by individuals and families in the qualifying population or category of qualifying population, consistent with the PJ’s needs assessment and gap analysis:***

This section will be completed after the public participation process.

***If a preference was identified, describe how the PJ will use HOME-ARP funds to address the unmet needs or gaps in benefits and services of the other qualifying populations that are not included in the preference:***

This section will be completed after the public participation process.

## **HOME-ARP Refinancing Guidelines**

If the PJ intends to use HOME-ARP funds to refinance existing debt secured by multifamily rental housing that is being rehabilitated with HOME-ARP funds, the PJ must state its HOME-ARP refinancing guidelines in accordance with [24 CFR 92.206\(b\)](#). The guidelines must describe the conditions under which the PJ will refinance existing debt for a HOME-ARP rental project, including:

- ***Establish a minimum level of rehabilitation per unit or a required ratio between rehabilitation and refinancing to demonstrate that rehabilitation of HOME-ARP rental housing is the primary eligible activity***

This section will be completed after the public participation process.

- ***Require a review of management practices to demonstrate that disinvestment in the property has not occurred; that the long-term needs of the project can be met; and that feasibility of serving qualified population for the minimum compliance period can be demonstrated.***

This section will be completed after the public participation process.

- ***State whether the new investment is being made to maintain current affordable units, create additional affordable units, or both.***

This section will be completed after the public participation process.

- ***Specify the required compliance period, whether it is the minimum 15 years or longer.***

This section will be completed after the public participation process.

- ***State the HOME-ARP funds cannot be used to refinance multifamily loans made or insured by any federal program, including CDBG.***

This section will be completed after the public participation process.

- ***Other requirements in the PJ's guidelines, if applicable:***

This section will be completed after the public participation process.