

HOUSING STABILITY DASHBOARD



HOUSING
STABILITY
DIVISION



AGENDA

1. Dashboard Review
2. Technical Summary
3. Questions & Discussion



DASHBOARD REVIEW

OBJECTIVES



Strategic Planning



Data-Driven Decision-Making



Results-Based Accounting



Public Transparency



Community Engagement

AUDIENCE



Residents



Elected Officials



Stakeholders



Community Partners



DASHBOARD

[HTTPS://WWW.SLC.GOV/HOUSING-STABILITY/HOUSING-STABILITY-DASHBOARD/](https://www.slc.gov/housing-stability/housing-stability-dashboard/)



TECHNICAL OVERVIEW



CHALLENGES

1. Dissimilar physical files, Excel files, online databases
2. Dozens of programs with unique regulations
3. Hundreds of goals and output types
4. Thousands of unique budget line items

DATA ORGANIZATION

BOARDS | *RAW DATA*



- Line items, goals, outputs
- Aligns with regulations

FRAME | *DATABASE*



- Online databases
- Organize data consistently

HOUSE | *DASHBOARD*



- Visuals, graphs, text
- Modular, customizable

FRAME

STANDARDIZED DATA CATEGORIES

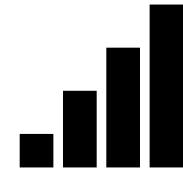


3 Budget
Categories

4 Service Types

7 Construction Types

2 Admin Types



14 Output
Categories

70 Output Types

STANDARDIZED DATA CATEGORIES

Output Subcategories						
1.1 Homeless Response	1.2 Emergency Resource Center & Shelter	1.3 Rental Assistance	1.4 Housing Services	1.5 Supportive Services	1.6 Landlord Engagement	1.7 Health Services
1.1.1 Street Outreach	1.2.1 Day Center	1.3.1 Rehousing	1.4.1 Utility Assistance	1.5.1 Navigation Services	1.6.1 Landlord Assurance	1.7.1 Dental Care
1.1.2 Citywide Cleaning	1.2.2 Temporary Shelter	1.3.2 Eviction Prevention	1.4.2 Foreclosure Prevention	1.5.2 Placement Counseling	1.6.2 Landlord-Tenant Mediation	1.7.2 Health Care
1.1.3 Rapid Intervention	1.2.3 Emergency Shelter	1.3.3 Stabilization	1.4.3 Homebuyer Assistance	1.5.3 Case Management		1.7.3 Hospice Care
1.1.4 Encampment Impact Mitigation	1.2.4 Overflow Shelter		1.4.4 Shared Equity	1.5.4 Peer Support		1.7.4 Mental Health Care
1.1.5 Diversion	1.2.5 Hotel/Motel		1.4.5 Housing Education			1.7.5 Substance Use Services
1.1.6 Transitional Housing	1.2.6 Detox Center					
1.1.7 Permanent Supportive Housing	1.2.7 Youth Shelter					
	1.2.8 Domestic Violence Shelter					
1.9 Other Services	2.1 Building Rehabilitation	2.2 Street Improvements	2.3 Public Transit Improvements	2.4 Public Infrastructure Improvements	2.5 Other Development	3 City Administration
1.9.1 Legal Assistance	2.1.1 Small Repair	2.2.1 Crosswalks	2.3.1 Bus Stops	2.4.1 Parks	2.5.1 New Initiatives	
1.9.2 Consumer Protection	2.1.2 Single-Family Rehabilitation	2.2.2 Bike Infrastructure	2.3.2 Transit Stations			
1.9.3 Food Assistance	2.1.3 Multi-Family Rehabilitation	2.2.3 Street Lights				
1.9.4 New Initiatives	2.1.4 Commercial Rehabilitation	2.2.4 Street Infrastructure				
	2.1.5 Public Facilities Rehabilitation					
	2.1.6 Single-Family Seismic Retrofit					
	2.1.7 Multi-Family Seismic Retrofit					
	2.1.8 Commercial Seismic Retrofit					

FRAME

STANDARDIZED TABLE LAYOUT



Program



Project



Budget Line Item



Payment Request



Payment Line Items



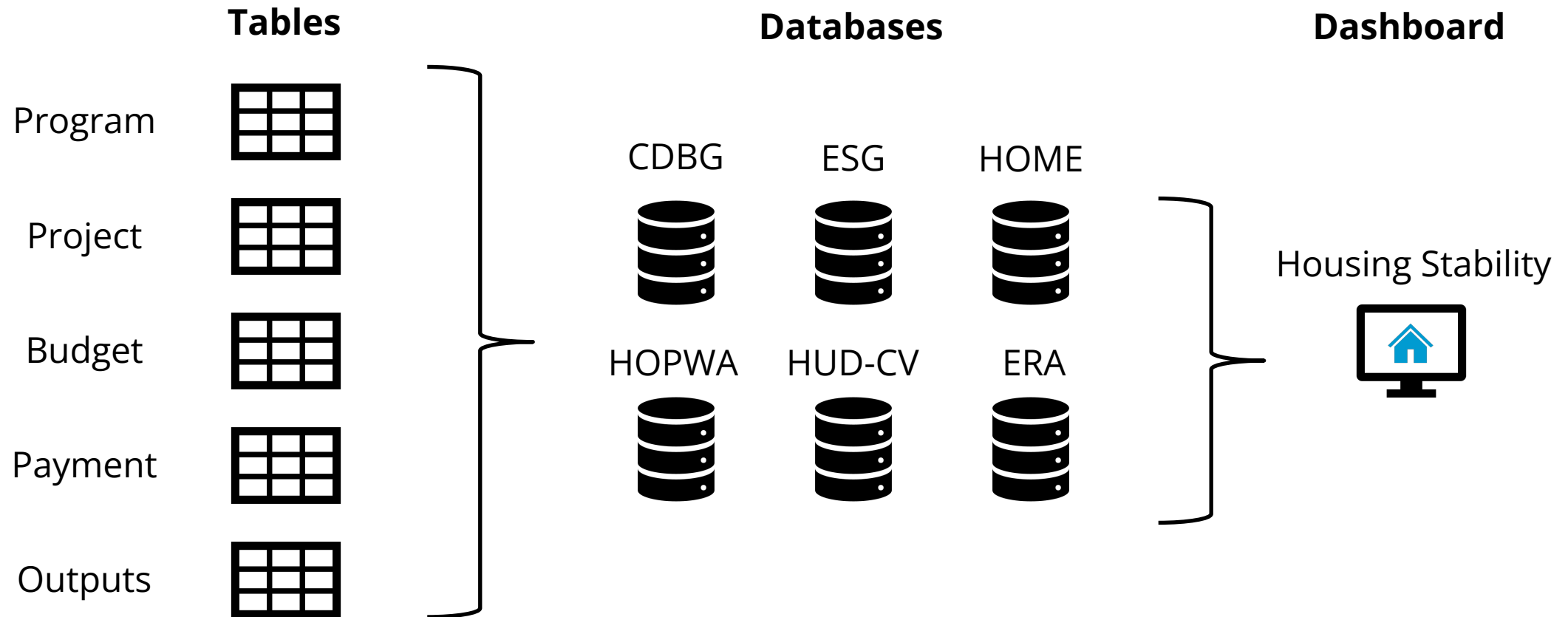
Outputs



STANDARDIZED TABLE LAYOUT

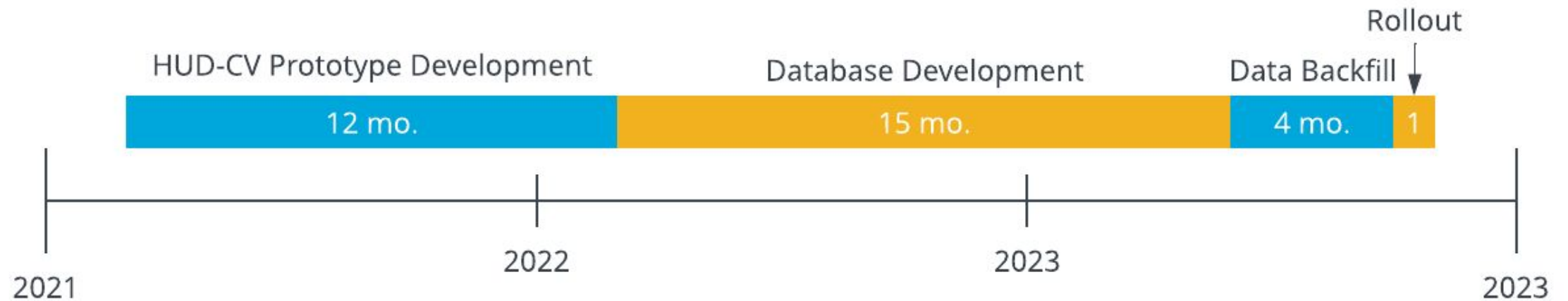
Program #	Program Source	Program Name	Program Name Extended	Program Year	Total Program Funding	Total HSD Admin Funding	Total Amended Program Funding	Total Amended HSD Admin Funding	Total Program Rollover	Total Program Income	Total Program Recaptured	Date Start Program Spend Down	Date End Program Spend Down	Date Amended End Program Spend Down	Percentage Match
B-22-MC-49-0004	HUD	CDBG	Community Development Block Grant	2022	\$3,488,653.00							7/1/2022	9/1/2029		0%
E-22-MC-49-0004	HUD	ESG	Emergency Solutions Grant Program	2022	\$300,139.00							10/31/2022	10/30/2024		0%
M22-MC490208	HUD	HOME	Home Investment Partnership Program	2022	\$1,024,786.00							10/31/2022	9/1/2030		0%
UTH22F001	HUD	HOPWA	Housing Opportunities for Persons with AIDS	2022	\$840,196.00							10/31/2022	9/1/2025		0%
B-21-MC-49-0004	HUD	CDBG	Community Development Block Grant	2021	\$3,570,517.00							7/26/2021	9/1/2028		0%
E-21-MC-49-0004	HUD	ESG	Emergency Solutions Grant Program	2021	\$299,267.00							7/26/2021	7/26/2023		0%
M21-MC490208	HUD	HOME	Home Investment Partnership Program	2021	\$974,863.00							7/26/2021	9/1/2029		0%
UTH21F001	HUD	HOPWA	Housing Opportunities for Persons with AIDS	2021	\$674,671.00							9/22/2021	9/21/2024		0%
B-20-MC-49-0004	HUD	CDBG	Community Development Block Grant	2020	\$3,508,582.00							7/16/2020	9/1/2027		0%
ESG20202021	HUD	ESG	Emergency Solutions Grant Program	2020	\$301,734.00							7/1/2020	6/30/2021		0%
M20-MC490208	HUD	HOME	Home Investment Partnership Program	2020	\$957,278.00							7/16/2020	9/1/2028		0%
UTH20F001	HUD	HOPWA	Housing Opportunities for Persons with AIDS	2020	\$600,867.00							8/5/2020	8/4/2023		0%
B-19-MC-49-0004	HUD	CDBG	Community Development Block Grant	2019	\$3,433,958.00							7/2/2019	9/1/2026		0%
ESG20192020	HUD	ESG	Emergency Solutions Grant Program	2019	\$323,638.00							7/1/2019	6/30/2020		0%

CONCEPTUAL FRAMEWORK





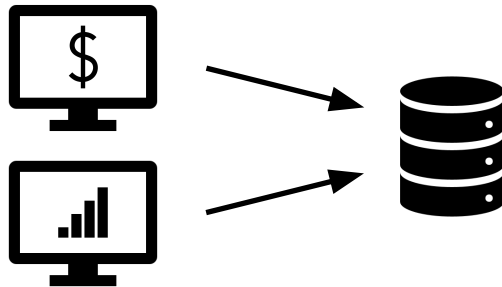
TIMELINE



DATABASE MAINTENANCE


AUTOMATED

- Financial & grant management software pull into database



MANUAL | *ONE-TIME*

- At the beginning of each program year
- Set up program, projects, and budgets



MANUAL | *ONGOING*

- As changes are made to the programs
- Update amendments, payment requests, and reports

NEXT STEPS



MAINTAIN THE
DATABASE



REFINE THE
DASHBOARD



ADD OUTCOMES
MODULE



QUESTIONS