

Slow Down Traffic in West Sugar House – Commonwealth, Elm, Wilmington, Driggs, Division



Milwaukee, WI




We need a neighborhood-wide plan and changes to slow down traffic that has just come onto or off-of Interstate 80. This is for the part of Sugar House just west of 700 East, south of 2100 South.

These drivers should be using 700 East and 2100 South, not our neighborhood streets. However, if they do come through our neighborhood, that's probably OK – if they please could drive like they're in a neighborhood.

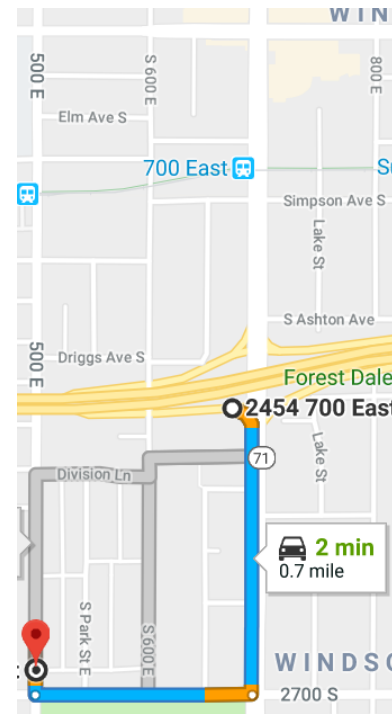
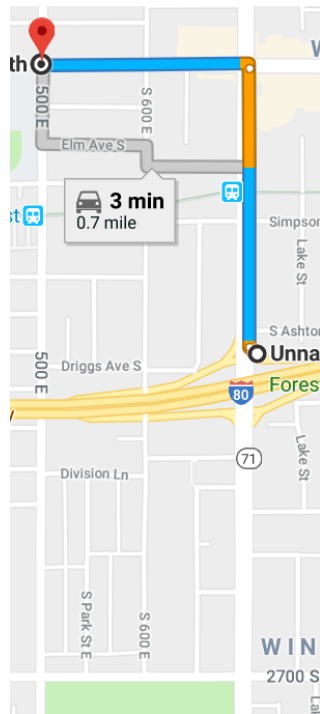
We want to slow traffic and keep drivers from flying around corners onto streets where kids may be riding bikes, and people (or squirrels) may be crossing the street.



Vancouver, Canada



Salt Lake City (Virginia St.)



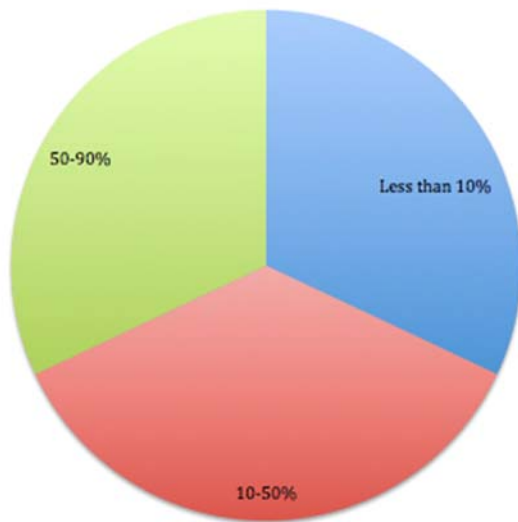
Google shows drivers the routes through our neighborhood, with traffic congestion on the big streets.

In late November 2018, residents on Elm and Commonwealth Ave between 500-600 East distributed a flyer and asked neighbors to give their input on traffic in the neighborhood. Some responses were also received from outside the area, probably due to the fact that someone shared the survey on social media. Below is a summary of the 50 responses received.

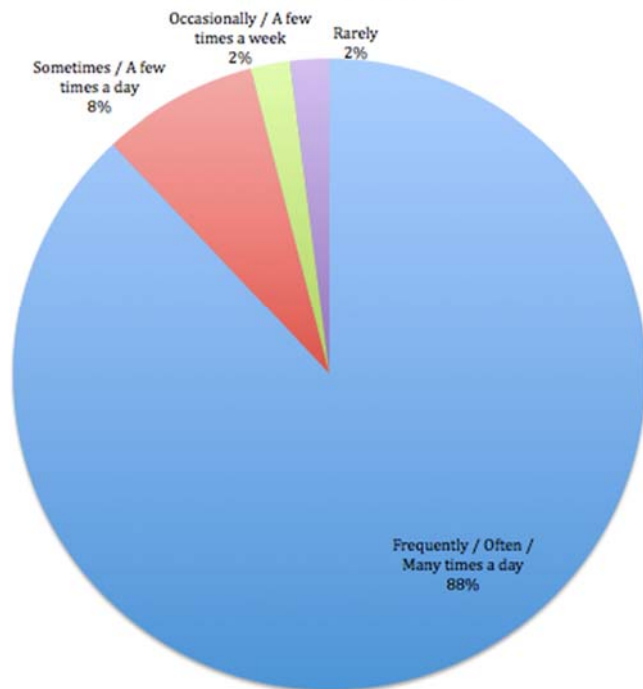
**Survey Intro:**

Please let us know what you think about traffic in the neighborhood. Some neighbors in the S-Line neighborhood south of 2100 South, between 500 - 700 East are asking Salt Lake City for a plan to slow cars down and prevent drivers from cutting through our neighborhood. What do you think of these ideas?

**What percentage of cars driving on your street do you estimate live in our neighborhood?**



**Do you think people drive too fast through our neighborhood?**



If you think people drive too fast through our neighborhood, why do you think they do this?

45 comments, as below. 6 responses left blank.

- Because between 27th and 21st S. no lights except the S-line it's a straight shortcut with some people going as fast 50mph.
- I think impatient drivers use 6th East as a cut through to avoid 7th East and are unaware that the speed limit is 20mph.
- Because they don't live here/don't care
- They are trying to get somewhere as quickly as possible and do not care about their effect on the residents.
- Not paying attention. Busy
- No enforcement
- Avoiding 700 east/2100 south traffic
- They are using our street as a "through" street to connect to 700 East
- Speed bumps
- Because they think they can 2) to avoid the lights and traffic on 700 East.

- They've headed off/on the freeway. Many are trying to short-cut a left turn from 700 E to go west on 2100 S. That signal backs up. Nearly every car that drives down Elm from 600 E turns right onto 500 E.
- I think people generally speed in SLC, but it seems excessive do to the amount of traffic on a side street
- In a hurry, city doesn't care
- I live on Elm Ave and consistently see vehicles traveling over 35 MPH. I've been a police officer over 13 years and am experienced at judging speeds.
- Wide open streets allow people to easily speed
- Traffic on 7<sup>th</sup> E and 21<sup>st</sup> S get so backed up that people are trying to find faster alternate routes. Also just the sheer increase in the number of people in this area.
- Save time to get to 2100. Lack of law enforcement presence. Too much construction along Trax.
- The influx of people trying to get to a light or trying to avoid a traffic light. Too many new large apartment structures going up and no infrastructure improvements to handle the increase. Those doing the building and pocketing the profits could care less about pur older neighborhoods.
- They are brain dead
- They're in a hurry
- showing off
- To get to where they are going
- They think they won't get caught...especially late at night.
- Cars are using the neighborhood streets to connect between 700 E and other main roads.
- Too much traffic on 2100 S
- Using our street as a passthrough to either 2100 south or to get up to 700 east. Avoid intersections and traffic.
- SLC designed its streets for cars, not people.
- In a hurry because of high traffic in the neighborhood.
- Avoiding the traffic lights at 700 E at the S-Line and 700 E 2100 S
- To bypass 21<sup>st</sup> South
- To bypass 21<sup>st</sup> South
- Need street bumps
- As a short cut to get between 700 e 900 e 1100e and 1300e
- They can't turn left so they cut through side street to get road access.
- I believe most do it to avoid the traffic on 700 E.
- For a shortcut to businesses, aka avoiding 2100 south traffic
- Why not nobody stops them
- right off the freeway, bypassing 700 east, getting home from work.
- They are likely trying to avoid the traffic signal for the trolley on 700 East. The barrel down 600 East, which now has a speed limit of 20 mph, 35 or 40 mph then turn onto the aves to 500 east. I have witnessed from my yard come around the corner on commonwealth and either cut the corner or come clear across the street to the other curb. Then drive way too fast to 500 East. I am concerned they may end up in our yard one day or someones child will be ran over.
- Hurrying
- Short cut from I-80 Freeway to 2100 South via neighborhood
- They are cutting through and are always in a rush.
- I witness them speeding down commonwealth ALL THE TIME!
- People do not care about speed limits

Have you lost any pets due to being hit by a car?

- Yes Commonwealth Ave
- I do not own any pets. However there are others in the area that do. There are squirills in the area and I have noticed several have been hit.on 600 east and on some of the avenues.
- I have not, but we have had pets hit on Green Street and 600 East.
- My neighbor lost a cat
- No. But neighbors have.
- Wilmington
- Yes, one cat killed by a fast driver on Elizabeth street

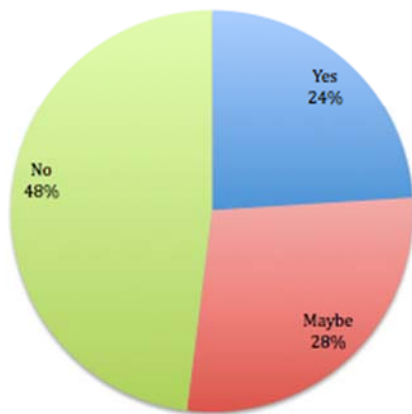
## Three responses of “Not yet”

Have you had any near misses when walking or biking in our neighborhood? If so, please describe.

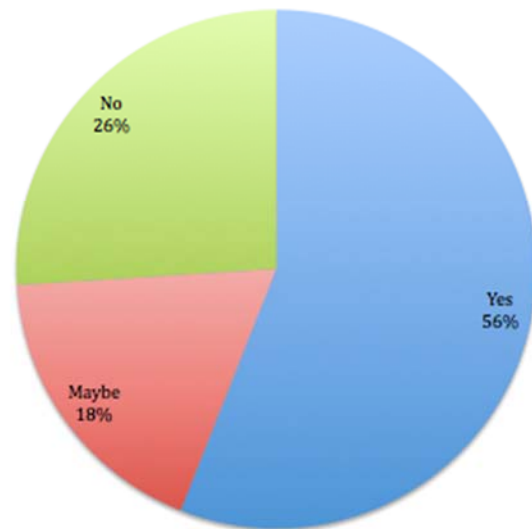
- Yes-I have lived at the same address for 40+ years-this has been an issue for the last 20 years
- NO but only because we are vigilant.
- Yes. If you bike around Sugar House and you are not on the S line you are taking your life into your hands. I was almost hit on 2100 South and McClelland at the crosswalk. I turned on the flashing lights but the car on the far lane didn't stop. It is terrifying.
- Yes, 600 E is a bike route and I've seen one biker get clipped by a car....knocked the biker down. The guy took off without seeing if the biker was ok.
- Yes, cars on 21st South do not always stop at the pedestrian stoplight on 6th east. I have almost been nailed more than once while walking.
- Close call
- I saw a neighbor riding his bike and almost get hit by a speeding vehicle.
- Yes. Not stopping at stop signs
- Yes - drivers not checking carefully for pedestrians/bicycles at corners before they turn.
- No, but people don't slow down unless you yell at them or act like you're going to step in front of their car... even then sometimes don't
- Walking the dog and crossing over to my house a truck speeding down road. I had to stop and tighten the leash to avoid speeding truck.
- Yes walking my dog...guy musta been doin 60
- yes crossing commonwealth and 6th east, A car going north decides to turn down commonwealth
- Not yet just moved in
- Yes, a friend was almost hit while walking across Elm Ave at 600 East. Drivers cut the corner there all the time to keep up their speed. A friend also saw a bicyclist get hit at the 600 E crossing of 2100 S (after pushing the button). I was also hit there by a motorist who apparently was zoned out and didn't see the signal. I always wait until I am sure motorists are stopping; this means that when I press the bicycle button, I don't even start moving until the bicycle green signal is almost over.
- Live on corner of 600 E and Elm Ave, watch near misses everyday.
- Yes
- Walking the dogs cars turning left on elm and commonwealth to avoid the right hand turn on 21st s.
- Yes. Cars run the red light at 600e and 2100e quite often. They go straight or left when they are not allowed to by law.
- Yes I have had a number of misses on my bike. Cars generally drive too fast and even though I was signaling that I was turning into my drive a car swerved from behind and tried to speed around. My neighbor saw this and communicated to the driver that I was signaling and they should slow down. I think there is an excess of traffic because of the bike way along 600. People turn off because they can't turn left or go straight. I bike daily to work but I think there is number of cars that blow through or ignore the light at 2100. I believe because of the yellow sign over 2100, people think that they can advance if they don't see a bike or pedestrian even if it is red. If feel what seemed to be a good idea has caused problems.
- Yes. Cars turning onto 500 East quickly and not looking where they are going. 500 East had become a through fare from downtown to 4500 South.
- Yes. I live near 6th East and drivers and a corner on 5th East. At night, the street is so dark near corners crossing the street is dangerous.
- Yes. My daughters and I have nearly been hit several times.
- Yes. I was walking my dogs and a driver speeding through the neighborhood didn't stop at a stop sign and almost hit me and my two dogs. I've been much more cautious since then but have still had a couple close calls.
- Yes, I have a running route that takes me down Stratford avenue, and I've had multiple near misses from cars
- An angry man in a red car waiting to turn left (when I was in the crosswalk with a sign saying I could walk) started up fast, then slammed on his brakes 2 feet from me and honked his horn.
- Yes! The S line on lake street- traffic from the DI is horrible with people running the stop sign. Also Simpson and lake is scary to cross with people using Simpson like a freeway.

- Yes, people do not stop at the corner of 6th east and Roosevelt Ave. There have been several close calls (bikes, walkers, kids) since people are speeding through the neighborhood & don't stop or look for pedestrians.
- People cutting corners too tight, not driving posted speed limit of 20 MPH (600East)
- Yes, Cars driving too fast and too close to bikes on 600 East. It is also very hard to cross 700 East. It creates a barrier and separates the neighborhood
- Once a week some imbecile is speeding and driving recklessly along our lovely street. Love it when our neighbor nails them with his undercover police car!
- Hit by a car turning right on 13th E and 17th S on my bike
- Yes. All the time while biking. Especially while riding the S-Line, which should be changed to stop signs.
- yes not watching for pedestrians and bikes
- no but ive seen plenty of cars cut my corner close and fast.
- Yes, people don't pay attention to kids playing.

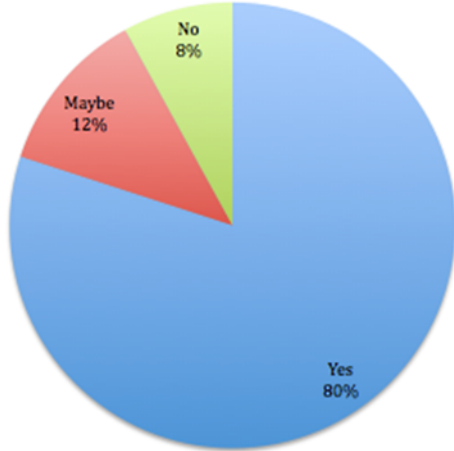
**Would you support middle-of-the street islands, that slow traffic by making the road narrower?  
Residents might lose a few parking spaces.**



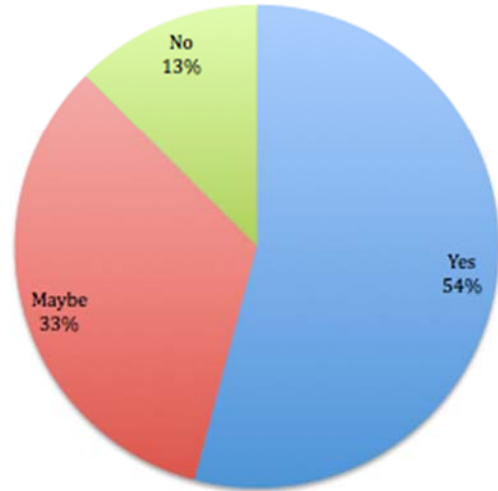
**Would you support end-of-the street islands that prevent cutting corners?**



**Would you support speed bumps?**



**Would you support changing the traffic light for the S-Line along 600 East to be "green" for the trail and train until a car pulls up on 600 East?**



## Other Comments / emails:

- I just want to say that I think making 600e straight though again will alleviate problems. As would changing infrastructure in 700e during high traffic times. Any changes to infrastructure on our street/corners will only annoy residents more than cut down on issues by others who occasionally drive through. SLC has made changes to 600 e and I see people break those laws nearly every day, so adding more is not a solution. Police need to freakin get police to “tell” and “show” citizens that breaking the rules WILL NOT be allowed.
- My house is on 600 E., near 2100 So. As you know 600 E is a designated bike road and a 20 MPH zone, yet cars race down the street going 40mph. With the new 600 E. apartment complex (2300 SO), opening soon, I'm very concerned with the traffic flow and speeds. I don't think Sugarhouse has planned for the influx of new traffic from all the high density housing projects opening up. Most of the streets are 2 lanes and already very congested. When all these new people move in, it'll be gridlock. I know it's the hope that the new folks will use the S Line train, but realistically ....most of them will drive a car. We may need to look at one way streets to keep the traffic flowing. Also, financial incentives to carpool or not drive a car. I think the best solution is to stop building high density housing in the area, until the streets catch up with the population.