





Zone 2 Traffic Volume Data

 EB (to McClelland)
450-690 vehicles/day

 WB (to 900 East)
690-920 vehicles/day

 EB (to 1300 East)
1800-2300 vehicles/day

 WB (to Highland)
2650-3360 vehicles/day

 EB (to Highland)
1350-2500 vehicles/day

 WB (to 900 East)
1000-2180 vehicles/day

